

ARKANSAS RAZORBACKS

Associate Communications Director Jeri Thorpe | jthorpe@uark.edu | Cell-479-283-3344

'16-'17 SCHEDULE

All: 13-10 | SEC: 2-8 | H: 9-6 | A: 2-4 | N: 2-0 | Ranked: 0-2

NOVEMBER (7-0)		W/L	SCORE
3	OKLA. BAPTIST (EXH)	W	79-32
11	SAM HOUSTON STATE	SECN+ W	71-39
13	LOUISIANA-MONROE	- W	92-46
17	SOUTH DAKOTA	SECN+ W	70-67
21	STETSON	SECN+ W	79-62
25	vs. Memphis!	- W	91-61
26	vs. Navy!	- W	70-67
30	at Tulsa	CST W	57-50

DECEMBER (4-2)

3	TEXAS TECH*	SECN W	66-60
7	BUTLER	SECN+ W	68-50
11	at Missouri State	ESPN3 L	64-62
18	NORTHWESTERN STATE	SECN+ W	65-36
21	ORAL ROBERTS	SECN+ L	70-60
28	HOUSTON BAPTIST	SECN+ W	101-40

JANUARY (2-6)

1	at Ole Miss*	SECN L	73-64
5	#4/4 MISSISSIPPI STATE*	SECN+ L	59-51
8	LSU *	SECN+ L	53-52
12	at Texas A&M*	SECN+ L	90-65
15	at Alabama*	SECN W	68-50
19	VANDERBILT*	SECN+ W	59-56
23	MISSOURI*	SECN L	60-46
29	at LSU*	SECN L	53-46

FEBRUARY (0-2)

2	GEORGIA*	SECN+ L	69-66
5	#4 SOUTH CAROLINA*	ESPN2 L	79-49
9	at Florida*	SECN+ 6 p.m.	
12	at Missouri*	SECN 5 p.m.	
16	KENTUCKY*	SECN+ 7 P.M.	
19	at Tennessee*	SECN 2 p.m.	
23	at Vanderbilt*	SECN+ 7 p.m.	
26	AUBURN*	SECN 2 P.M.	

MARCH (0-0)

1-5	SEC Tournament	SECN/ESPNU/ESPN2	TBA
-----	----------------	------------------	-----

! - Nugget Classic (Reno, Nevada)
 ^ - SEC/Big 12 Challenge (Campus Sites)
 * - Southeastern Conference Game
 All home games played in BWA (19,200)
 All times central and subject to change.

SEASON HONORS

Jessica Jackson

- ▶ Preseason All-SEC First Team selection (Coaches)
- ▶ CollegeSportsMadness.com SEC Player of the Week (Dec. 5)
- ▶ Senior CLASS Award nominee

Jailyn Mason

- ▶ SEC Freshman of the Week (Nov. 29)
- ▶ SEC Freshman of the Week (Jan. 17)

GAME 24 | ARKANSAS (13-10 | 2-8 SEC) VS. FLORIDA (11-11, 2-7 SEC)

RAZORBACKS

Head Coach: Jimmy Dykes
 @CoachJimmyDykes
 At Arkansas: 43-42 (3)
 Career Record: 43-42 (3)
 W/L Streak: L4



SERIES INFO

▶ All Time: Arkansas trials 9-25 | Fayetteville: 5-10 | Gainesville: 3-11 | Neutral: 1-4 | Streak: Arkansas L2

▶ <http://es.pn/2kcPS98> \ SEC Network Plus \ Adam Schick and Brittany Davis

▶ Razorback Sports Network \ PxP: Phil Elson
 LR - KABZ-FM-103.7 \ Fayetteville - KQSM-FM-92.1 \ Ft. Smith - KFPW-AM-1230/FM-94.5 \ Rogers - KURM-AM-790/FM-100.3

▶ <http://statb.us/v/ark/147031> - live stats

FLORIDA GATORS

Coach: Amanda Butler
 School Record: 226-154 (12)
 Career Record: 186-132 (10)
 W/L Streak: L1



STORYLINES

JESSICA JACKSON

- ▶ Single season best 15 consecutive games with double figures (opening game-Miss State)
- ▶ Ranks fourth in career points (1,759), sixth in blocks (129) and seventh in career rebounds (700)
- ▶ Season goal is to shoot more FT (74-107) than 3's (32-100)
- ▶ 94 career games with double figure scoring
- ▶ 25 games with 20+ points (five as a senior)
- ▶ Jessica Jackson ranks 14th in the SEC averaging 14.5 points per game. Jackson also ranks No. 20 with 6.2 rpg, tied for 11th with 1.5 3-point field goals per game and 15th with 2.5 offensive rebounds per game.
- ▶ Among the NCAA's active leaders Jackson ranks 14th in points (1,759), 15th in field goal attempts (1,504), 25th in scoring average (15.6), 28th in field goals made (601), 28th in free throw attempts (492) and 28th in free throws made (373)



DEFENSE DEFINES US


- ▶ 585 defensive rebounds
- ▶ Holding opponents to .380 from the field
- ▶ Fifteen of 22 opponents below their season shooting average - 10-5 when that happens
- ▶ Held five opponents to less than 30% from the floor including one SEC opponent (LSU) and held Alabama to 30.9% in a win in Tuscaloosa
- ▶ Forced 350 turnovers

TOUGH SCHEDULE

- ▶ Arkansas faces four nonconference and 14 total opponents who advanced to the postseason last year
- ▶ The Razorbacks defeated the 2016 WNIT Champion South Dakota, who returned all of its starters from a year ago
- ▶ This week in the polls - (AP/USA TODAY): Mississippi State (4/3), South Carolina (6/6), Tennessee (24/25), Texas A&M (RV 22/RV 19), Kentucky (RV 14/-), Missouri (RV 4/-).
- ▶ Plays five of its last nine SEC games on the road (One of six league teams to do so)
- ▶ Plays four of the last six away from BWA (One of two (LSU) league teams to do so)

NEWCOMERS CONTRIBUTE

- ▶ McDonald's All-American **Aaliyah Wilson** made her collegiate debut against Stetson
- ▶ Even though **Bailey Zimmerman** and **Keiryn Swenson** are sophomores, they are seeing significantly more playing time and better numbers this season
- ▶ **Bailey Zimmerman** ranks 21st in the NCAA with a 5.0 assist/turnover ratio
- ▶ **Jailyn Mason** -- Career bests for points (11), FG (5), FGA (10), Rebounds (6) against Stetson. Mason earned **SEC Freshman of the Week** honors Nov. 29 after helping Arkansas to the Nugget Classic title in Reno; She earned her second **SEC Freshman of the Week** (Jan. 17) honor after leading the Razorbacks to its first SEC win of the year at Alabama.



LAST GAME'S STARTERS NUMERICAL

NO.	NAME	POS	HT	CL	HOMETOWN/HS/PREVIOUS SCHOOL	PPG	RGP	APG	FG%	3FG%	FT%
00	Jessica Jackson	F	6-3	Sr	Jacksonville, Ark./Jacksonville HS	14.5	6.2	1.4	.381	.320	.692
2	Aaliyah Wilson	G/F	5-10	Fr	Muskogee, Okla./Muskogee HS	5.2	2.7	1.5	.303	.333	.750
3	Malica Monk	G	5-5	So	N. Little Rock, Ark./NLR HS	9.2	2.8	3.3	.406	.250	.733
4	Keiryn Swenson	G/F	6-1	So	Wichita, Kan. /Maize HS	8.3	4.3	0.4	.504	.466	.829
10	Kiara Williams	F/C	6-1	Fr	Little Rock, Ark./Little Rock Central HS	3.6	3.4	0.2	.553	-	.360
14	Jailyln Mason	PG	5-9	Fr	Mason, Ohio/William Mason HS	7.8	4.1	3.3	.401	.395	.636
20	Sydney Stout	F	6-0	Fr	Bixby, Okla./Bixby HS	1.8	1.1	0.1	.385	.364	.500
21	Devin Cospser	G	5-10	Jr	Coffeyville, Kan. / Field Kindley HS / Coffeyville CCC	6.6	2.5	1.9	.356	.273	.739
22	Bailey Zimmerman	G/F	6-0	So	St. Vincent, Ark. /Wonderview HS	4.4	4.1	1.0	.330	.246	.515
35	Alecia Cooley	C	6-3	Sr	Evanston, Ill./Evanston Township/State Fair CC	7.1	5.2	0.7	.509	-	.708
42	Yasmeen Ratliff	C	6-5	Fr	Alpharetta, Ga./St. Francis Day	DNP					

ROSTER SUPERLATIVES

BY YEAR

SR	2	Jackson, Cooley
JR	1	Cospser
SO	3	Monk, Swenson, Zimmerman
FR	5	Wilson, Williams, Mason, Stout, Ratliff

PRONUNCIATION GUIDE

Aaliyah	uh-LEE-uh
Malica	mal-i-ka
Keiryn	KEER-rynn
Kiara	key-ARE-uh
Jailyln	JAY-lynn
Alecia	uh-LEE-c-uh
Yasmeen	yas-MEAN
Tari	TAR-e
Deffebaugh	DEFF-uh-baugh

STARTING LINEUPS

OPPONENT	GUARD	GUARD	FORWARD	FORWARD	CENTER
OK BAPT (Exh)	Monk	Mason	Jackson	Zimmerman	Cooley
SHSU	Monk	Mason	Jackson	Zimmerman	Cooley
ULM	Monk	Mason	Jackson	Zimmerman	Cooley
S DAKOTA	Monk	Mason	Jackson	Zimmerman	Cooley
STETSON	Monk	Mason	Jackson	Zimmerman	Cooley
vs. Memphis	Monk	Mason	Jackson	Zimmerman	Cooley
vs. Navy	Monk	Mason	Jackson	Zimmerman	Cooley
at Tulsa	Monk	Mason	Jackson	Zimmerman	Cooley
TEXAS TECH	Monk	Mason	Jackson	Zimmerman	Cooley
BUTLER	Monk	Mason	Jackson	Zimmerman	Cooley
at Mo State	Monk	Mason	Jackson	Zimmerman	Cooley
Northwestern St.	Monk	Mason	Jackson	Zimmerman	Cooley
ORU	Cospser	Mason	Jackson	Zimmerman	Cooley
OPPONENT	GUARD	GUARD	FORWARD	FORWARD	FORWARD
HBU	Cospser	Mason	Jackson	Zimmerman	Swenson
Ole Miss	Cospser	Mason	Jackson	Zimmerman	Swenson
MISS STATE	Monk	Mason	Jackson	Cospser	Swenson
OPPONENT	GUARD	GUARD	FORWARD	FORWARD	CENTER
LSU	Monk	Mason	Jackson	Cospser	Cooley
Texas A&M	Monk	Mason	Jackson	Cospser	Cooley
Alabama	Monk	Mason	Zimmerman	Cospser	Cooley
VANDERBILT	Monk	Mason	Swenson	Cospser	Cooley
MISSOURI	Monk	Mason	Swenson	Cospser	Cooley
LSU	Monk	Mason	Jackson	Zimmerman	Williams
GEORGIA	Monk	Mason	Jackson	Zimmerman	Williams
S CAROLINA	Monk	Mason	Jackson	Zimmerman	Williams
Florida					
Missouri					
KENTUCKY					
Tennessee					
Vanderbilt					
AUBURN					

BY STATE

Arkansas	4	Jackson, Monk, Williams, Zimmerman
Illinois	1	Cooley
Georgia	1	Ratliff
Kansas	2	Swenson, Cospser
Ohio	1	Mason
Oklahoma	2	Wilson, Stout

BY POSITION

Guard	3	Monk, Mason, Cospser
G/F	3	Wilson, Swenson, Zimmerman
Forward	3	Jackson, Williams, Stout
Center	2	Cooley, Ratliff

JESSICA JACKSON

AMONG SEC LEADERS

Jessica Jackson ranks in the top-5 in several categories among the active leaders in the SEC

- ▶ 1. Scoring with 1,759 points ... Ranks 14th in the country
- ▶ 2. Field Goals Made with 601 ... Ranks 28th in the country
- ▶ 3. 3-Point Field Goals Made with 184
- ▶ 3. Rebounding with 700 boards
- ▶ 4. Blocks with 129

ACTION JACKSON

- ▶ Jessica Jackson was the second fastest player in program history to reach 1,000 career points reaching the milestone three games into her junior season (1Q vs. SDSU, 11-18-16).
- ▶ Jackson became one of four Razorback players with 1,700+ points and 700+ rebounds after getting five boards against No. 4 South Carolina ... She is one of two players with 1,700+ points, 700+ rebounds and 120+ blocks (Shameka Christon).
- ▶ Jackson ranks in the Arkansas career top-5 for points, defensive rebounds, field goals made, field goals attempted, 3-pointers made, 3-pointers attempted, games started and minutes played
- ▶ Named Senior CLASS Award candidate (1-6-17)

JACKSON'S NUMBERS

- ▶ Scored in double figures in a season-best 15 consecutive games as a senior and 94 career games
- ▶ Sixteen career double doubles
- ▶ Scored 20+ points 25 times in her career/Five times as a senior
- ▶ She has been Arkansas' leading scorer (or tied for the lead) in 12 games this year
- ▶ She has been among Arkansas' leading rebounders in 10 games this year
- ▶ Ranks seventh at Arkansas with 700 career rebounds
- ▶ Ranks sixth at Arkansas with 129 career blocked shots
- ▶ Jessica Jackson has scored in double figures in the first half six times this year (Stetson, Tulsa, Navy, NSU, HBU, Georgia), including two games with 10 points in the first quarter (Stetson and Tulsa).
- ▶ Jessica Jackson ranks 14th in the SEC averaging 14.5 points per game. Jackson also ranks No. 20 with 6.2 rpg, tied for 11th with 1.5 3-point field goals per game and 15th with 2.5 offensive rebounds per game.
- ▶ Among the NCAA's active leaders Jackson ranks 14th in points (1,759), 15th in field goal attempts (1,504), 25th in scoring average (15.6), 28th in field goals made (601), 28th in free throw attempts (492) and 28th in free throws made (373)

1,700 PTS/700 REB/120 BLK

Player	Points	Rebs	Blocks
Shameka Christon (01-04)	1,951	714	162
JESSICA JACKSON (14-PRES)	1,759	700	130

1,700 PTS/700 REB

Player	Points	Rebs
Bettye Fiscus (81-85)	2073	785
Shameka Christon (01-04)	1,951	714
JESSICA JACKSON (14-PRES)	1,759	700
Shelly Wallace (85-89)	1,583	1,013

POINTS

Name (Career)	Yr	Gp	Pts
1. Bettye Fiscus (81-85)	4	112	2,073
2. Shameka Christon (00-04)	4	123	1,951
3. Del. DeHorney (87-91)	4	115	1,785
4. Kimberly Wilson (93-97)	4	120	1,733
5. JESSICA JACKSON (14-PRES.)	3+	113	1,759

DOUBLE FIGURE SCORING STREAKS FRESHMAN

- 25 games with 10+ points
- 18 games with 15+ points
- 7 games with 20+ points
- 1 game with 30+ points
- In season streak: 10 games

SOPHOMORE

- 26 games with 10+ points
- 18 games with 15+ points
- 5 games with 20+ points
- In season streak: 12 games
- From FR to SO: 7 games



THE NUMBERS

1,759

CAREER POINTS

700

CAREER REBOUNDS

129

CAREER BLOCKS

113

CAREER GAMES PLAYED

JUNIOR

- 26 games with 10+ points
- 21 games with 15+ points
- 8 games with 20+ points
- In season streak: 10 games
- **From SO to JR: 18 games**

SENIOR

- 17 games with 10+ points
- 9 games with 15+ points
- 5 games with 20+ points
- 1 game with 30+ points
- **In season streak: 15 games**
- From JR to SR: 15 games

WHAT WE ARE TALKING ABOUT

- ▶ Arkansas has shot 45 percent or better in eight games this season. Arkansas shot 45 percent or better twice all of last season (30 games) and six times all of 2014-15 (32 games). Arkansas is now 16-0 when shooting 45 percent or better under head coach Jimmy Dykes.
- ▶ Arkansas has held opponents under 30 percent shooting in six games this season: Sam Houston State (26.9), Louisiana-Monroe (22.1), Tulsa (29.7), Northwestern State (25.0), Houston Baptist (24.1) and LSU (28.8).
- ▶ Arkansas has had seven different players score in double figures during the first half of games this season: Jessica Jackson (6x), Alecia Cooley (2x) Malica Monk (2x), Devin Cospier, Jailyn Mason, Keiryn Swenson (1x) and Aaliyah Wilson (1x).
- ▶ Arkansas has won the rebounding battle in 15 of 23 games this season, going 12-3 in those games and improving to 35-10 when winning the rebounding battle under head coach Jimmy Dykes.
- ▶ Jessica Jackson leads the team and ranks 14th in the SEC in scoring, averaging 14.5 points per game.
- ▶ Arkansas ranks fourth in the SEC in scoring defense, holding opponents to 58.9 points per game. Arkansas ranks fifth in the SEC in field-goal percentage defense (38.0 percent) and ranks sixth in the SEC in three-point field-goal percentage defense (29.6 percent).
- ▶ Arkansas ranks eighth in the SEC in rebound margin (+4.0 rpg) and ranks eighth in the SEC in turnover margin (+0.7 turnovers per game).
- ▶ Arkansas finished with an 11-2 nonconference regular-season record, the best under head coach Jimmy Dykes and the best since a 13-0 record during the 2013-14 season.

TOP 10 IMPROVED FG% TEAMS

As of 1/30/17 ... Arkansas ranks ninth in the NCAA for teams who have improved their field goal percentage from a year ago. Here is the top 10.

	Team	% Increase
1.	Portland St.	10.02%
2.	Ole Miss	6.98%
3.	Hartford	6.89%
4.	Mississippi St.	6.12%
5.	Rider	6.06%
6.	Wichita St.	5.96%
7.	Texas Tech	5.83%
8.	Washington	5.74%
9.	ARKANSAS	5.53%
10.	Navy	5.53%

TEAM NOTES AND NUMBERS

- ▶ Arkansas has made 25+ field goals in eight games; the Razorbacks are 8-0 in those games
- ▶ Arkansas has made 5+ 3-pointers in 18 games and the team is 11-7 in those games
- ▶ The Razorbacks have made 15+ free throws in six games and are 4-2 in those contests
- ▶ Arkansas has scored 70+ points seven times; the team is 7-0 in those games
- ▶ Arkansas has outscored its opponents 14 times in the first half, been tied once and been outscored seven times in the first 20 minutes

ON THE ROAD

- ▶ Arkansas is 2-4 on the road and just 1-3 (Alabama) in SEC road games
- ▶ Jessica Jackson leads Arkansas in road scoring with 12.8 ppg followed by Malica Monk with 9.8 ppg
- ▶ Jackson is also the team's leading road rebounder averaging 7.6 rpg
- ▶ The Razorbacks finish the regular season playing four of its last six games away from home

THE FOURTH QUARTER

- ▶ Arkansas is shooting 39.0% (123-315) in the fourth quarter
- ▶ Jessica Jackson leads the team and averages 3.2 ppg in the final frame
- ▶ The Razorbacks are outrebounding opponents 240-205 in the fourth quarter
- ▶ Arkansas is outscoring opponents by a +1.5 margin and out rebounding them by +1.5 per game
- ▶ Arkansas has committed more turnovers (80) than its opponents (70)
- ▶ Arkansas has outscored 14 opponents in the fourth quarter winning seven of those games
- ▶ South Dakota, Navy, Texas Tech, Butler and NSU all outscored Arkansas in the fourth quarter but the Razorbacks won the game
- ▶ Arkansas outscored Tulsa 23-11 on the road - the largest margin this season

RPI NOTES (2/5/17)

- ▶ Arkansas currently ranks No. 120 in the NCAA RPI report and the Warren Nolan rankings
- ▶ Arkansas is No. 75 in the Jeff Sagarin/CBN ratings
- ▶ They are 1-6 versus teams ranked in the Sagarin/CBN Top-50

ARKANSAS' STARTERS

- ▶ The Razorback starters have scored 1032 points - 67.98% of the team's points
- ▶ The starters have grabbed 515 rebounds - 57.35% of the total
- ▶ The starters have made 80 3-pointers and are 206-288 (.715) from the line

SEEING DOUBLE

DOUBLE FIGURE GAMES

Jessica Jackson (94/26)	Times	20+ (30+)
2013-14	25	7 (1)
2014-15	26	5
2015-16	26	8
2016-17	17	5 (1)
Devin Cospier (21/1)	Times	20+
2015-16	14	1
2016-17	6	
Alecia Cooley (16)	Times	
2015-16	7	
2016-17	9	
Malica Monk (13)	Times	
2015-16	3	
2016-17	10	
Keiryn Swenson (10)	Times	
2016-17	10	
Jailyn Mason (7)	Times	
2016-17	7	
Aaliyah Wilson (4)	Times	20+
2016-17	4	1
Bailey Zimmerman (1)	Times	
2016-17	1	

DOUBLE-DOUBLES

Jessica Jackson

Pts	Reb	Opponent	Date
11	10	at Ole Miss	1-1-17
34	10	Houston Baptist	12-28-16
16	10	Florida	1-29-16
15	12	at Butler	12-13-15
13	10	Southeastern La.	11-13-15
20	13	SHSU	11-15-15
19	11	at Missouri	3-1-15
17	13	LSU	2-22-15
14	11	at Alabama	2-1-15
18	10	No. 5/8 Texas A&M	1-4-15
19	12	Savannah State	11-16-14
18	11	Tennessee Tech	12-20-13
23	10	at Florida	1-9-14
31	10	Ole Miss	1-19-14
19	12	Auburn	2-2-14
21	11	Ole Miss (SEC)	4-5-14

Alecia Cooley

Pts	Reb	Opponent	Date
11	10	Florida	1-28-16
12	10	No. 24 Missouri	1-17-16
12	10	Missouri State	12-2-15
10	11	Memphis	12-25-16

Jailyn Mason

Pts	Ast	Opponent	Date
10	10	at Ole Miss	1-1-17
10	11	Houston Baptist	12-28-16

MORE MASON

- ▶ 2x SEC Freshman of the Week (Dec. 1 & Jan. 19)
- ▶ 2 Double Doubles
- ▶ One of 10 SEC players to earn two or more FOW honors in their career
- ▶ One of two SEC players to earn FOW twice this season
- ▶ Arkansas has the fourth most FOW honors in conference history with 16 selections
- ▶ Assists | 14th | 3.3 apg - second most for a freshman in all games
- ▶ Assist/Turnover Ratio | 7th | 2.0 - second best for a freshman in all games
- ▶ Assists | 14th | 3.0 in SEC only games
- ▶ Assist/Turnover Ratio | 7th | 1.5 - second best for a freshman in SEC only games
- ▶ Minutes | 24th | 30.5 mpg - second most for any freshman in all games
- ▶ Minutes | 28th | 31.2 mpg - second most for any freshman in SEC only games
- ▶ Eleven assists versus Houston Baptist ranks T9 in the SEC this year - it is the most by a freshman this season
- ▶ Ten assists versus Ole Miss ranks T4 in SEC-only games this year - the most by a freshman this season
- ▶ Jailyn Mason moved to point guard for three games (ORU, HBU, Ole Miss).
- ▶ In that time, Mason scored 39 points, had 24 assists, grabbed 15 rebounds and had just two turnovers in 109 minutes of play at PG
- ▶ Her 11 assists versus HBU ranks tied for the sixth most in a game by an SEC player this season
- ▶ Mason had her first double-double with 10 points and 11 assists against HBU and followed with her second double-double with 10 points and 10 assists at Ole Miss



ON THIS DATE

Feb. 9					
1979	Arkansas	40	Houston	69	
1980	Arkansas	58	TWU	67	
1985	Arkansas	92	TCU	69	
1988	Arkansas	69	TCU	73	
1991	Arkansas	73	Texas	68	
1997	Arkansas	77	AU	85	Auburn
2003	#14 AR	62	MS	60	Fayetteville
2006	Arkansas	59	#22 VU	64	Nashville
2012	Arkansas	68	SC	47	Fayetteville
Feb. 12					
1980	Arkansas	65	Memp. State	71	
1982	Arkansas	70	Texas A&M	60	
1985	Arkansas	71	Texas	89	
1991	Arkansas	82	Texas Tech	70	
1994	Arkansas	87	SC	77	Fayetteville
2000	Arkansas	51	#7 LSU	68	Baton Rouge
2004	Arkansas	65	#16 LSU	92	Baton Rouge
2006	Arkansas	50	KY	79	Fayetteville
2009	Arkansas	58	SC	54	Fayetteville
2012	Arkansas	51	AU	48	Auburn
Feb. 16					
1978	Arkansas	71	Oral Roberts	88	Fayetteville
1980	Arkansas	50	Oklahoma	57	
1982	Arkansas	79	Oklahoma St.	70	
1985	Arkansas	65	Texas Tech	55	
1988	Arkansas	79	Texas A&M	69	
1991	Arkansas	82	TCU	46	
1993	Arkansas	62	NW St.	77	
1997	#21 AR	71	MS	62	Fayetteville
2003	#13 AR	59	#15 SC	83	Columbia
2012	AR	42	LSU	50	Fayetteville

ARKANSAS' BENCH

- ▶ The Razorback bench has outscored the opponent's bench 486-369 this year
- ▶ Keiryn Swenson averages 7.6 ppg and Alecia Cooley 5.8 ppg when they come off the bench
- ▶ Arkansas' bench has hit 53 3-pointers compared to just 26 by opponents

LAST FIVE GAMES

- ▶ Arkansas is 1-4 in the last five games
- ▶ The Razorbacks average 53.2 ppg and 35.8 rpg
- ▶ Jessica Jackson leads the team with 10.2 ppg followed by Jailyn Mason with 7.8 ppg
- ▶ Jackson is also the team's leading rebounder with 5.4 boards per game
- ▶ Arkansas is shooting .603 from the line and have hit 31 3-pointers

FAB FRESHMAN

- ▶ Jailyn Mason named SEC Freshman of the Week twice
- ▶ Aaliyah Wilson has scored 20 points once this season (Texas A&M)
- ▶ Arkansas freshmen are shooting 38.3% on 142-for-370 from the floor
- ▶ The freshmen also keep pace with the team totals in 3-point shooting (35.9%) and free throw shooting (50.0%)

- ▶ The freshman class accounts for 108 of the total assists, 203 rebounds, 19 blocks and 40 seals.
- ▶ The freshmen have scored 345 of the 1518 points - 22.7% of the team total

STORYLINES

#BeArkansas

#BeArkansas - We keep the players who fit our program's needs home as well as show other great players what it means to represent the Razorbacks

- ▶ Four in-state players
- ▶ Five newcomers had offers from several other schools but chose Arkansas because of the coaching staff, the current players and the university
- ▶ Fayetteville No. 1 In Best Value. More: <http://bit.ly/ZemfcaQ>.
- ▶ Be Relentless...Be Hard To Guard...Be the team no one wants to play

Expectations

Dykes has high expectations for this season. He has seven returners and five newcomers who will impact the team from day one.

- ▶ Return 77.9% of our scoring including our top two scores (Jackson, Cosper)
- ▶ Return 70.3% of our rebounding including three of the top four (lost Melissa Wolff)

- ▶ Nine returning players and five newcomers including ESPN No. 30 Aaliyah Wilson

Awards \ Honors \ Goals

- ▶ **Jessica Jackson** returns for her senior season as just the fourth player in program history to earn All-SEC First Team honors. Her goal is to elevate her game and get drafted by the WNBA at the end of the year.
- ▶ Jackson was named **CollegeSportsMadness.com SEC Player of the Week** Dec. 5.
- ▶ Jackson was named as a **Senior CLASS Award** candidate (1-5-17)
- ▶ Newcomer **Aaliyah Wilson** is just the second McDonald's All-American to sign with Arkansas out of high school. Expectations are high for this freshman.
- ▶ **Jailyn Mason** earned **SEC Freshman of the Week** honors Nov. 29, after helping the Razorbacks to the Nugget Classic title in Reno. It is her first collegiate honor and the first for Arkansas this season.
- ▶ **Mason** earned her second **SEC Freshman of the Week** honor Jan. 17, after leading Arkansas to its first conference win of the year

WE ARE FAMILY

Several Razorback players hail from large families. Check out some of the family sizes here.

Jessica Jackson	7
Chris, Adrian, Asia, Jennifer, Kailyn, Cedric, Khylan	
Alecia Cooley	7
Mia, Cojuan, Janava, Cheri, Laurie, Amber, Jasmine	
Yasmeen Ratliff	5
Stacia, Alexis, Sasha, Adonis, Darius	
Kiara Williams	4*
Jasmine Davis, Rodney Davis, Deunte Davis, Deundre Davis	
Bailey Zimmerman	3
John Paul, Jordan, Brooke	
Malica Monk	2
Mark, Mason	
Keiryn Swenson	2
Kameron, Konner	
Aalyah Wilson	2**
Devante, Alexis	
Devin Cospser	1
Sierra	
Sydney Stout	1
Savanna	
Jailyn Mason	14***
Roman, Amari, Elijah, Isaiah	

*Williams also grew up with 2 aunts and a cousin in the household

**Grandmother had 16 kids so she had a lot of cousins around

***Has 14 siblings and is closest with the ones who are listed

SPEAKING OF FAMILY

Bailey Zimmerman is a cousin of Arkansas men's basketball assistant coach Matt Zimmerman.

A MAJOR ACCOMPLISHMENT

Alecia Cooley	Communication
Devin Cospser	Communication
Jessica Jackson	Rec. & Sport Management
Jailyn Mason	Journalism: News/Editorial
Malica Monk	Rec. & Sport Management
Yasmeen Ratliff	Apparel Merch./Product Dev.
Sydney Stout	Management
Keiryn Swenson	Accounting
Aaliyah Wilson	Pre-Physical Therapy
Bailey Zimmerman	Apparel Merch./Product Dev.

Building a Strong Foundation

Jimmy Dykes is building a strong foundation. The goal is to win but he won't sacrifice the process. Academics, work ethic and attitude will impact playing time as much as a player's shooting percentage.

- ▶ Getting players who fit our style on and off the court
- ▶ Getting things done in the classroom - six consecutive semesters above a 3.0 GPA

HOME SWEET HOME

- ▶ Arkansas is 255-102 in 24 seasons in Bud Walton
- ▶ Jimmy Dykes is 28-16 in BWA (8-6/11-4/9-6)

2016-17 NEWCOMERS

FRESHMAN VIDEOS

Get to know our newcomers in their own words. Watch Now!

MASON - bit.ly/MasonShoe

Ratliff - bit.ly/YasRatliff

Stout - bit.ly/GTKStout

Williams - bit.ly/KiaraWilliams

Wilson - bit.ly/AWilsonHorses

- ▶ Yasmeen Ratliff is the daughter of long-time NBA player Theo Ratliff
- ▶ Ratliff says defense is her strength
- ▶ Kiara Williams grew up in a busy household with two step-brothers, a little sister and little brother, a cousin and two aunts
- ▶ Williams is a big fan of the Marvel superhero movies
- ▶ Jailyn Mason has an Air Jordan shoe collection
- ▶ Check out the photos of Mason's collection here > bit.ly/MasonShoe
- ▶ Aaliyah Wilson has three siblings and a lot of cousins - her grandmother had 16 children
- ▶ Wilson loves to ride horses and has owned a couple of horses
- ▶ Sydney Stout was a walk on with the Razorbacks who earned a scholarship

DOUBLE DIGIT SCORING IN THE FIRST HALF

- ▶ Seven different players have scored in double figures 15 times this year.
- ▶ Malica Monk
 - ✓ The first player to do so
 - ✓ Sam Houston State with 10
 - ✓ No. 4 Mississippi State with 10 - it was her first game back from injury

- ▶ Jessica Jackson scored in double figures in the first half six times this year:

- ✓ Stetson with 11
- ✓ Navy with 14
- ✓ at Tulsa with 10
- ✓ Northwestern State with 17
- ✓ HBU with 20 (in 15 minutes)
- ✓ Georgia with 12 points

- ▶ Jessica Jackson had 10 points in the **first quarter** against Stetson. It is the second time in her career she had double figure points in the 1Q
- ▶ Jessica Jackson added a third time with 10 points **in 1Q** at Tulsa
- ▶ Alecia Cooley
 - ✓ Memphis with 10
 - ✓ Missouri with 10
- ▶ Keiryn Swenson
 - ✓ Was the fourth different player
 - ✓ Butler with 12
- ▶ Devin Cospser
 - ✓ Missouri State with 13 - she finished the game with 20 points
- ▶ Jailyn Mason dropped in 13 **first quarter** points in Arkansas' first SEC win at Alabama
 - ✓ Alabama 13 (all in first quarter)
 - ✓ Vanderbilt with 10
 - ✓ Alabama-Vanderbilt were back-to-back games
- ▶ Aaliyah Wilson
 - ✓ #4 South Carolina with 10

TOUGH SCHEDULE IN 2016-17

The SEC is always a tough place to play and this year is no exception

- Arkansas faces five currently ranked or receiving votes opponents
- This includes No. 4 South Carolina, No. 5 Mississippi State, and Tennessee, Kentucky, and Texas A&M who are receiving votes
- The Razorbacks wrap up the regular season facing three ranked (or receiving votes) teams in No. 4 South Carolina, No 25 Kentucky and Tennessee (RV 25)
- The SEC sent nine teams to the NCAA Tournament an one other to the WNIT last season

It's not just the SEC either. The Razorbacks have put together a non-conference schedule that will allow the team to find itself while getting tough for league play:

- Arkansas hosted WNIT Champ South Dakota
- The Razorbacks travel to Missouri State who took part in last year's NCAA Tournament
- Northwestern State picked sixth/T5th; Houston Baptist picked 8th/8th; Sam Houston State picked 9th/9th in Southland preseason coach's/sports information director's polls

PREVIOUS GAME NOTES

- ▶ The win over **Stetson** denied the Hatters a 5-0 start for the first time in program history.
- ▶ The win over **South Dakota** snapped an eight-game winning streak. That was the second-longest winning streak in the nation at that time.
- ▶ Arkansas held **Tulsa** to season lows in field-goal percentage (29.7 percent), 3-point field-goal percentage (14.3 percent) and scoring (50 points).
- ▶ Held **Stetson** to two offensive rebounds; Held **Tulsa** to season low field goal percentage (29.7) and 3-point field goal percentage (14.3)
- ▶ Arkansas had 11 consecutive defensive stops in the fourth quarter in a come-from-behind win at **Tulsa**
- ▶ Arkansas defeated **Tulsa** 57-50, when trailing 39-34 after three quarters. Since the NCAA switched to four quarters for the 2015-16 season, the only other time that Arkansas won when trailing after three quarters was Feb. 18, 2016, at home against Alabama, when Arkansas trailed 51-48 and came back to win 69-67.
- ▶ Arkansas defeated **Texas Tech** 66-60, to improve to 2-1 all-time in the SEC/Big 12 Challenge, and also help the SEC to a 6-4 win over the Big 12 in the SEC/Big 12 Challenge this season.
- ▶ Opened with 10-0 run holding **Butler** without a point for the first 4:57 of the game
- ▶ Arkansas held **Northwestern State** to 36 points, including 13 first-half points, both season lows for points allowed by Arkansas. The 41-13 halftime lead also represented their largest halftime lead this season.
- ▶ Arkansas closed nonconference play with a 101-40 win over **Houston Baptist**, eclipsing the century mark for the first time since scoring 100 in a 100-54 win over Mississippi Valley State on Dec. 28, 2013.
- ▶ Arkansas set season highs for points in the first half (54 points), halftime lead (30 points), points in a game (101 points) and margin of victory (61 points) against **Houston Baptist**.
- ▶ Also against **Houston Baptist**, Arkansas set season highs with 10 3-point field goals and 27 assists. Jailyn Mason set a career high and an Arkansas individual season high with 11 assists.
- ▶ Arkansas set the school record with 31 points in the second quarter and tied the school record with 34 points in the third quarter, outscoring **Houston Baptist** 65-18 in the middle frames.
- ▶ Arkansas shot 52.1 percent from the floor against **Houston Baptist**, its third game to shoot 50 percent or better and its seventh game to shoot 45 percent or better this year.
- ▶ Arkansas held **Houston Baptist** to 24.1 percent shooting, the second-lowest field-goal percentage allowed by Arkansas and the fourth game that Arkansas has held an opponent under 30 percent shooting this season.
- ▶ Arkansas held **Mississippi State** to 59 points, its second-lowest scoring output of the season, and 36.5 percent shooting from the floor and 18.2 percent shooting from 3-point range, both of which are its second-lowest shooting percentages of the season.
- ▶ Arkansas was held without a made field goal for the final 5:07, as **LSU** finished the game on an 11-1 run and outscored Arkansas 16-7 in the fourth quarter.
- ▶ Arkansas held **LSU** to 28.8 percent shooting and allowed just 18 points in the paint and 10 second-chance points.
- ▶ Making her fifth straight start, Devin Cospers scored a team-high 15 points against **LSU**, finishing three points shy of her season and career high for points.
- ▶ Freshman Aaliyah Wilson posted the third double digit scoring game of her career with 20 points at **Texas A&M** - it is her first career 20-point game.
- ▶ Arkansas almost made more baskets (12) than **Alabama** had attempts (13) in the first quarter.
- ▶ Arkansas did not miss back-to-back baskets in the first quarter but opened the second frame 1-for-6 at **Alabama**.
- ▶ Arkansas had a season-best first half points (40) in SEC play this year at **Alabama**.
- ▶ **Alabama's** 18 first half points was a season low for the Crimson Tide as was their 9.1% shooting (1-11) in the second quarter.
- ▶ Arkansas was held to a season-low eight first-quarter points, a season-low 20 first-half points and faced its largest halftime deficit of the season, trailing **Missouri** 33-20 after the first 20 minutes of play.
- ▶ Alecia Cooley scored in double figures in the first half against **Missouri** for the second time this season, finishing with 10 first-half points. She became the fifth different Razorbacks to have two or more games with double-figure scoring in the first half of a game this season.
- ▶ Jessica Jackson, Keiryn Swenson and Jailyn Mason, the Razorbacks' three leading scorers entering the game, were held to a combined 10 points on 5-for-21 shooting, including 0-for-8 from 3-point range vs. **Missouri**.
- ▶ Senior Jessica Jackson had just six points in the first meeting with **LSU**. Jackson had four first quarter points and finished with 15 points and eight rebounds in the second game.
- ▶ Jessica Jackson scored in double figures for the 16th time this season at **LSU**. It snapped a four-game double-figure drought for the senior.
- ▶ Hot start - Arkansas shot 72.7% on 8-for -11 shooting in the first quarter at **LSU**. That is a season-best for the Razorbacks.
- ▶ Against **Georgia** ... Jessica Jackson had 26 points and a career-best 11 points from the free throw line.
- ▶ Arkansas had just nine turnovers against **UGA** - the fewest in SEC play and the least since nine against Texas Tech Dec. 3
- ▶ Aaliyah Wilson became the seventh different player to score in double figures during the first half of a game this season against **South Carolina**. She joined Jessica Jackson, Alecia Cooley, Malica Monk, Devin Cospers, Jailyn Mason and Keiryn Swenson.
- ▶ Aaliyah Wilson scored in double figures for the first time vs. **South Carolina** since posting a career-high 20 points against Texas A&M on Jan. 12. She had 10 points in the first half and finished with 16 points for the second-most point in her career and her fourth career game in double figures.
- ▶ Arkansas was 7-of-8 and **South Carolina** was 18-of-20 were a combined 25-of-28 (89.3 percent) from the free-throw line.

STATS & STANDINGS

TEAM	SEC			OVERALL		
	W	L	PCT.	W	L	PCT.
South Carolina	10	1	.909	20	2	.909
Mississippi State	9	1	.900	23	1	.958
Texas A&M	7	3	.700	17	6	.739
Kentucky	6	4	.600	15	8	.652
Missouri	6	4	.600	16	8	.667
Tennessee	6	4	.600	15	8	.652
Auburn	5	5	.500	15	9	.625
LSU	5	5	.500	16	7	.696
Ole Miss	4	6	.400	15	8	.652
Georgia	4	6	.400	12	11	.522
Alabama	3	7	.300	15	8	.652
Arkansas	2	8	.200	13	10	.565
Florida	2	8	.200	11	12	.478
Vanderbilt	1	9	.100	11	12	.478

SEC SCHEDULE

FEBRUARY

9 (Thursday)

*Alabama at Texas A&M (SECN+)	7:00 p.m. CT
*Arkansas at Florida (SECN+)	7:00 p.m. ET
*Auburn at South Carolina (SECN+)	7:00 p.m. ET
*Kentucky at Georgia (SECN+)	7:00 p.m. ET
*LSU at Ole Miss (SECN+)	6:00 p.m. CT
*Vanderbilt at Mississippi State (SEC Network)	8:00 p.m. CT
*Missouri at Tennessee (SEC Network)	7:00 p.m. ET

12 (Sunday)

*Florida at Alabama (SEC Network)	1:00 p.m. CT
*Arkansas at Missouri (SEC Network)	5:00 p.m. CT
*Georgia at Auburn (SECN+)	2:00 p.m. CT
*Mississippi State at Ole Miss (SEC Network)	3:00 p.m. CT
*Texas A&M at Tennessee (ESPN2)	2:00 p.m. ET

13 (Monday)

*LSU at Vanderbilt (SEC Network)	6:00 p.m. CT
South Carolina at Connecticut (ESPN2)	9:00 p.m. ET

16 (Thursday)

*Tennessee at Alabama (SECN+)	7:00 p.m. CT
*Kentucky at Arkansas (SECN+)	7:00 p.m. CT
*Auburn at Ole Miss (SEC Network)	8:00 p.m. CT
*Missouri at Florida (SECN+)	7:00 p.m. ET
*Georgia at Mississippi State (SECN+)	7:00 p.m. CT
*Texas A&M at LSU (SECN+)	7:00 p.m. CT
*Vanderbilt at South Carolina (SEC Network)	7:00 p.m. ET

19 (Sunday)

*Arkansas at Tennessee (SEC Network)	3:00 p.m. ET
*Florida at Kentucky (SEC Network)	1:00 p.m. ET
*LSU at Georgia (SECN+)	2:00 p.m. ET
*Ole Miss at Vanderbilt (SECN+)	2:00 p.m. CT
*Mississippi State at Texas A&M (SEC Network)	4:00 p.m. CT
*South Carolina at Missouri (ESPN2)	2:00 p.m. CT

20 (Monday)

*Alabama at Auburn (SEC Network)	6:00 p.m. CT
----------------------------------	--------------

23 (Thursday)

*Alabama at Georgia (SECN+)	7:00 p.m. ET
*Arkansas at Vanderbilt (SECN+)	7:00 p.m. CT
*LSU at Auburn (SECN+)	6:00 p.m. CT
*Florida at Tennessee (SEC Network)	7:00 p.m. ET
*Mississippi State at Kentucky (SECN+)	7:00 p.m. ET
*Ole Miss at Missouri (SECN+)	7:00 p.m. CT
*South Carolina at Texas A&M (SEC Network)	8:00 p.m. CT

ABOUT OUR OPPONENT

TEAM	G	PF→PA	Avg score	Margin	FG→FGA	Pct.	3FG→FGA	Pct.	FT→FTA	Pct.	RebF	RebA	Margin
AR	23	1518-1354	66.0-58.9	+7.1	555-1367	.406	133-400	.333	275-405	.679	898	807	+4.0
FL	23	1699-1598	73.9-69.5	+4.4	664-1461	.454	81-306	.265	290-434	.668	958	846	+4.9

FLORIDA GATORS

- ▶ The Gators are coming off a home loss to Ole Miss on Monday, 84-75.
- ▶ Florida and Arkansas are tied in the SEC standings and both teams are trying to move up out of the bottom four in the league.
- ▶ Florida has not won a home SEC game this season. They are 0-5 in the newly renovated O'Connell Center.
- ▶ Florida's two SEC wins are at Georgia and at Vanderbilt. Arkansas lost to Georgia and defeated Vanderbilt in the first meeting. The Razorbacks make a return trip later this month.
- ▶ All-SEC candidate Ronni Williams leads the Gators and is first in the SEC averaging 19.0 points per game this year. She is second in the league with 20.5 ppg in SEC only games.
- ▶ She also leads the Gators with 7.7 rebounds per game.
- ▶ Williams is on of three players who average double figures. Haley Lorenzen checks in with 12.1 ppg and Delcia Washington with 11.0 ppg.

SERIES NOTES

- ▶ All Time: Arkansas trials 9-25 | Fayetteville: 5-10 | Gainesville: 3-11 | Neutral: 1-4 | Streak: Arkansas L2
- ▶ Arkansas' last win in Gainesville was in 2009 when the Razorbacks upset No. 15 Florida, 83-74 in the O Dome.
- ▶ Arkansas travels to Florida for the first time since the 2014-15 season

LAST MEETING

- ▶ Arkansas had four players in double figures and three with double-digit rebounds but it wasn't enough to lift the Razorbacks over Florida in a 71-66 overtime loss in Fayetteville last year.

- ▶ Jessica Jackson paced the Razorbacks with 16 points and 10 rebounds. Former Razorback Kelsey Brooks added 14 points while Devin Cospers tallied 12. Alecia Cooley finished with a double-double with 11 points and 10 rebounds in the Razorbacks' second consecutive overtime loss of the season.

FLORIDA 9-25

Games: 34	SEC: 9-25
Series Record: Arkansas trails 9-25	
Fayetteville: 5-10	
Gainesville: 3-11	
Neutral: 1-4	
Postseason: 0-1 (WNIT)	

Date	Team	Score	Location
1/18/1992	AR	46	Florida
1/16/1993	AR	60	Florida
1/30/1994	AR	69	Florida
1/28/1995	AR	72	#13 Florida
2/4/1996	AR	57	#21 Florida
2/2/1997	#18 AR	66	#13 Florida
2/5/1998	AR	69	#10 Florida
2/27/1998	AR	49	#10 Florida
2/4/1999	AR	77	Florida
2/10/2000	AR	73	Florida
3/2/2000	AR	86	Florida
3/25/2000	AR	62	Florida
(WNIT Semis)			
2/8/2001	AR	64	#6 Florida
3/2/2001	AR	78	#10 Florida
2/21/2002	AR	58	#16 Florida
1/16/2003	#10 AR	84	Florida
2/22/2004	AR	82	Florida
1/6/2005	AR	56	Florida
1/26/2006	AR	69	#24 Florida
1/21/2007	AR	67	Florida
1/20/2008	AR	74	Florida
2/17/2008	AR	73	Florida
2/1/2009	AR	78	#12 Florida
2/19/2009	AR	83	#15 Florida
1/3/2010	AR	53	Florida
1/2/2011	#22 AR	53	Florida
3/3/2011	AR	59	Florida
1/29/2012	AR	73	Florida
3/7/2013	AR	58	Florida
3/7/2013	AR	59	Florida
1/9/2014	AR	52	Florida
2/6/2014	AR	55	Florida
1/25/2015	AR	58	Florida
1/28/2016	AR	66	Florida

ARKANSAS RECORD WHEN ...

.....'16-'17	Dykes
Scoring First.....	9-4 NA
Leading at Halftime.....	13-3 35-11
Tied at Halftime.....	1-0 3-0
Trailing at Halftime	1-7 5-31
Shoots 45% or better.....	8-0 16-0
Shoots less than 45%	4-9 26-41
Opponent shoots less than 45%	12-6 40-27
Opponents shoots 45% or better	1-3 3-14
Outrebound opponent.....	12-3 35-10
Ties opponent rebounds.....	0-0 2-3
Outrebounded by opponent	1-7 5-29
Fewer Turnovers.....	8-5 24-21
Same number of turnovers.....	0-2 4-6
More TOs than opponent	5-3 15-15
Overall.....	13-10 43-42
Home	9-6 28-16
Road.....	2-4 9-21
Neutral	2-0 6-5
Nonconference	11-2 28-15
Nonconference home	8-1 17-5
Nonconference away	1-1 5-5
Nonconference neutral	2-0 6-5
In November	7-0 15-4
In December	4-2 11-8
In January	2-6 8-17
In February.....	0-2 7-9
In March.....	x 2-4
On Monday	1-1 5-2
On Tuesday	x x
On Wednesday.....	3-1 5-3
On Thursday	2-3 10-13
On Friday	2-0 6-3
On Saturday.....	2-0 3-1
On Sunday	3-5 14-20
White Uniforms.....	11-6
Cardinal Uniforms.....	2-4
Shots at the Buzzer (Quarter, Half or Game)	
Jessica Jackson	
SD 4Q (:09); TTU 1Q (3pt :01); NSU 2Q (3pt :01)	
Jailyn Mason	
Memphis 1Q (3pt :00); Texas Tech 2Q (:06); ORU 1Q (:04)	
Aaliyah Wilson	
Texas Tech 3Q (3pt :02)	
Malica Monk	
Memphis 3Q (layup :01); Butler 1Q (:04); TAMU 1Q (3pt :01)	
Devin Cospser	
Butler 3Q (3pt :02)	
Sydney Stout	
HBU 2Q (2pt :03)	
Keiryn Swenson	
at Alabama 1Q (3pt :02)	

2016-17 Margin of Victory/Defeat

	1	2	3	4	5	6	7	8	9	10	11-15	16-19	20+	Record
Wins	-	-	3	-	-	1	1	-	-	-	-	3	5	13
Losses	1	1	1	-	-	-	1	1	1	1	-	2	1	10

Most First Period Points

2016-17	29	at Alabama (1-15-17)
All-Time	29	at Alabama (1-15-17)
Opponent	25	SDSU (11-18-15)

Most Third Period Points

2016-17	34	HBU (12-28-16)*
All-Time	34	HBU (12-28-16)*
Opponent	30	at Ole Miss (1-1-17)

Fewest First Period Points

2016-17	8	Missouri (1-23-17)*
All-Time	3	#5/6 Texas (12-20-15)
Opponent	6	SHSU (11-11-16)

Fewest Third Period Points

2016-17	7	Vanderbilt (1-19-17)
All-Time	7	Vanderbilt (1-19-17)*
Opponent	4	LSU (1-21-16)

Most Second Period Points

2016-17	31	HBU (12-28-16)
All-Time	31	HBU (12-28-16)
Opponent	35	at #2 S. Carolina (1-3-16)

Most Fourth Period Points

2016-17	24	vs. Georgia (2-2-17)*
All-Time	32	Tulsa (11-23-15)
Opponent	27	Georgia (2-25-16)

Fewest Second Period Points

2016-17	5	at Tulsa (11-30-16)
All-Time	5	at Tulsa (11-30-16)
Opponent	3	at Alabama (1-15-17)

Fewest Fourth Period Points

2016-17	7	LSU (1-8-17)
All-Time	5	#7 Ore. St. (11-28-15)
Opponent	10	#24 Missouri (1-17-16)*

Most First Half Points

2016-17	54	HBU (12-28-16)
All-Time	65	Tenn State (11-27-88)
Opponent	63	Texas (1-9-89)

Largest Margin of Victory

2016-17	61	HBU (12-28-16)
All-Time	79	(108-29) B Wesleyan (2-18-77)
Opponent	54	(28-82) La Tech (11-30-78)

Fewest First Half Points

2016-17	20	Missouri (1-23-17)
All-Time	11	at Missouri (3-1-15)*
Opponent	8	Montana State (1-5-03)

*Most Recent

Jump Balls Won	1H Double Figures	Monk	1
Arkansas	Jackson	Wilson	1
Opponent	Monk		2
	Swenson	20+ Points/30+ Points	
Scored First Points	Mason	Jackson	5/1
Jackson	Cooley	Wilson	1
Zimmerman	Cosper		1
Cooley	Wilson	10+ Rebounds	
Mason		Cooley	1
Cosper	1Q Double Figures	Jackson	1
Monk	Jackson		3
	Mason	5+ Assists/10+ Assists	
First Off The Bench		Mason	5/2
Swenson	8 Rebounding Leader	Monk	4
Wilson	Jackson	Cosper	1
Cosper	Cooley		6
Stout	Swenson	Double-Doubles	
Jackson	Mason	Jackson	2
Cooley	Zimmerman	Mason	2
Williams	Cosper	Cooley	1
Zimmerman	Williams		1
	Monk	Charges Drawn	
Points Leader		Monk	6
Jackson	12 10+ Points	Swenson	6
Mason	3 Jackson	Jackson	4
Swenson	2 Swenson	Zimmerman	3
Monk	2 Monk	Cosper	2
Cosper	2 Cooley	Wilson	1
Cooley	2 Mason	Cooley	1
Wilson	2 Cosper	Stout	1
	Freeman		3
3-Point Leader	Wilson	Forced 10-Second	
Jackson	11 Zimmerman	Violations	3
Swenson	7		
Cosper	4 15+ Points	Forced Opponent	
Wilson	4 Jackson	Shot Clock Violations	19
Zimmerman	3 Swenson		
Mason	2 Monk		
Stout	1 Mason		
	1 Cosper		



@RazorbackWBB STATISTICS
ARKANSAS Combined Team Statistics (as of Feb 05, 2017)
All games



RECORD:	OVERALL	HOME	AWAY	NEUTRAL
ALL GAMES	13-10	9-6	2-4	2-0
CONFERENCE	2-8	1-5	1-3	0-0
NON-CONFERENCE	11-2	8-1	1-1	2-0

##	Player	gp-gs	min	avg	Total		3-Point		F-Throw		Rebounds				pf	dq	a	to	blk	stl	pts	avg
					fg-fga	fg%	3fg-fga	3fg%	ft-fga	ft%	off	def	tot	avg								
00	JACKSON, Jessica	22-20	637	29.0	107-281	.381	32-100	.320	74-107	.692	56	80	136	6.2	54	1	30	56	18	21	320	14.5
03	MONK, Malica	20-20	609	30.5	67-165	.406	5-20	.250	44-60	.733	17	38	55	2.8	55	2	65	38	7	38	183	9.2
04	SWENSON, Keiryn	23-5	520	22.6	67-133	.504	27-58	.466	29-35	.829	40	58	98	4.3	35	0	10	22	15	10	190	8.3
14	MASON, Jailyn	23-23	702	30.5	79-197	.401	15-38	.395	7-11	.636	16	78	94	4.1	53	1	75	38	7	26	180	7.8
35	COOLEY, Alecia	23-17	490	21.3	56-110	.509	0-0	.000	51-72	.708	47	72	119	5.2	28	0	17	36	23	8	163	7.1
21	COSPER, Devin	22-9	458	20.8	57-160	.356	15-55	.273	17-23	.739	7	48	55	2.5	31	1	41	31	6	26	146	6.6
02	WILSON, Aaliyah	19-0	310	16.3	37-122	.303	18-54	.333	6-8	.750	14	38	52	2.7	25	0	29	40	7	8	98	5.2
22	ZIMMERMAN, Bailey	23-18	497	21.6	35-106	.330	15-61	.246	17-33	.515	26	69	95	4.1	35	0	23	33	9	18	102	4.4
10	WILLIAMS, Kiara	14-3	178	12.7	21-38	.553	0-0	.000	9-25	.360	20	27	47	3.4	28	1	3	13	4	6	51	3.6
20	STOUT, Sydney	9-0	55	6.1	5-13	.385	4-11	.364	2-4	.500	2	8	10	1.1	11	0	1	2	1	0	16	1.8
Team											51	50	101				8					
Total.....		23	4600		555-1367	.406	133-400	.333	275-405	.679	313	585	898	39.0	373	6	299	335	98	171	1518	66.0
Opponents.....		23	4600		511-1346	.380	105-355	.296	227-343	.662	271	536	807	35.1	389	6	287	350	78	172	1354	58.9

TEAM STATISTICS	AR	OPP	Date	Opponent	Score	Att.
SCORING	1518	1354	11/11/16	SAM HOUSTON STATE	w 71-39	4330
Points per game	66.0	58.9	11/13/16	LA-MONROE	w 92-46	3156
Scoring margin	+7.1	-	11/17/16	SOUTH DAKOTA	w 70-67	1054
FIELD GOALS-ATT	555-1367	511-1346	11/21/16	STETSON	w 79-62	1179
Field goal pct	.406	.380	! 11/25/16	vs Memphis	w 91-61	1662
3 POINT FG-ATT	133-400	105-355	! 11/26/16	vs NAVY	w 70-67	838
3-point FG pct	.333	.296	11/30/16	at Tulsa	w 57-50	514
3-pt FG made per game	5.8	4.6	^ 12/03/16	TEXAS TECH	w 66-60	1370
FREE THROWS-ATT	275-405	227-343	12/07/16	BUTLER	w 68-50	1017
Free throw pct	.679	.662	12/11/16	at Missouri State	L 62-64	3094
F-Throws made per game	12.0	9.9	12/18/16	NWST	w 65-36	1025
REBOUNDS	898	807	12/21/16	ORU	L 60-70	1721
Rebounds per game	39.0	35.1	12/28/16	HOUSTON BAPTIST	w 101-40	1361
Rebounding margin	+4.0	-	* 01/01/17	at Ole Miss	L 64-73	1280
ASSISTS	299	287	* 01/05/17	#4 MISSISSIPPI STATE	L 51-59	1233
Assists per game	13.0	12.5	* 01/08/17	LSU	L 52-53	2005
TURNOVERS	335	350	* 01/12/17	at Texas A&M	L 65-90	3796
Turnovers per game	14.6	15.2	* 01/15/17	at Alabama	w 68-50	2667
Turnover margin	+0.7	-	* 01/19/17	VANDERBILT	w 59-56	1302
Assist/turnover ratio	0.9	0.8	* 01/23/17	MISSOURI	L 46-60	1250
STEALS	171	172	* 01/29/17	at LSU	L 46-53	2182
Steals per game	7.4	7.5	* 02/02/17	UGA	L 66-69	1603
BLOCKS	98	78	* 02/05/17	#4 SOUTH CAROLINA	L 49-79	1650
Blocks per game	4.3	3.4				
ATTENDANCE	25256	16033				
Home games-Avg/Game	15-1684	6-2256	! = Nugget Classic (Reno, Nev.)			
Neutral site-Avg/Game	-	2-1250	^ = SEC/Big 12 Challenge (Fayetteville, Ark.)			
			* = Conference game			

Score by Periods	1st	2nd	3rd	4th	Totals
ARKANSAS	421	356	367	374	1518
Opponents	330	309	375	340	1354



@RazorbackWBB STATISTICS
 ARKANSAS Combined Team Statistics (as of Feb 05, 2017)
Conference games



RECORD:	OVERALL	HOME	AWAY	NEUTRAL
ALL GAMES	2-8	1-5	1-3	0-0
CONFERENCE	2-8	1-5	1-3	0-0
NON-CONFERENCE	0-0	0-0	0-0	0-0

##	Player	gp-gs	min	avg	Total		3-Point		F-Throw		Rebounds				pts	avg						
					fg-fga	fg%	3fg-fga	3fg%	ft-fa	ft%	off	def	tot	avg			pf	dq	a	to	blk	stl
00	JACKSON, Jessica	9-7	251	27.9	27-98	.276	9-41	.220	22-35	.629	19	29	48	5.3	25	1	8	28	7	10	85	9.4
14	MASON, Jailyln	10-10	312	31.2	34-94	.362	8-22	.364	3-4	.750	4	30	34	3.4	30	1	30	20	5	13	79	7.9
03	MONK, Malica	9-9	292	32.4	24-80	.300	3-14	.214	20-29	.690	8	19	27	3.0	32	1	26	22	6	17	71	7.9
21	COSPER, Devin	10-7	236	23.6	28-79	.354	9-30	.300	7-8	.875	6	21	27	2.7	23	1	13	19	2	11	72	7.2
04	SWENSON, Keiryn	10-4	229	22.9	25-59	.424	11-30	.367	11-13	.846	17	23	40	4.0	17	0	3	14	3	4	72	7.2
35	COOLEY, Alecia	10-5	200	20.0	20-36	.556	0-0	.000	19-28	.679	17	24	41	4.1	12	0	2	11	7	3	59	5.9
02	WILSON, Aaliyah	10-0	158	15.8	22-65	.338	12-30	.400	3-4	.750	7	11	18	1.8	12	0	9	20	3	2	59	5.9
10	WILLIAMS, Kiara	6-3	107	17.8	11-20	.550	0-0	.000	7-15	.467	13	12	25	4.2	15	1	2	8	2	4	29	4.8
22	ZIMMERMAN, Bailey	10-5	188	18.8	12-44	.273	4-24	.167	7-12	.583	11	26	37	3.7	17	0	4	18	6	5	35	3.5
20	STOUT, Sydney	5-0	27	5.4	1-5	.200	1-4	.250	2-4	.500	2	1	3	0.6	7	0	1	0	0	0	5	1.0
Team											25	29	54				4					
Total.....		10	2000		204-580	.352	57-195	.292	101-152	.664	129	225	354	35.4	190	5	98	164	41	69	566	56.6
Opponents.....		10	2000		240-583	.412	43-139	.309	119-189	.630	139	261	400	40.0	165	3	151	146	37	84	642	64.2

TEAM STATISTICS	AR	OPP	Date	Opponent	Score	Att.
SCORING	566	642	* 01/01/17	at Ole Miss	L 64-73	1280
Points per game	56.6	64.2	* 01/05/17	#4 MISSISSIPPI STATE	L 51-59	1233
Scoring margin	-7.6	-	* 01/08/17	LSU	L 52-53	2005
FIELD GOALS-ATT	204-580	240-583	* 01/12/17	at Texas A&M	L 65-90	3796
Field goal pct	.352	.412	* 01/15/17	at Alabama	w 68-50	2667
3 POINT FG-ATT	57-195	43-139	* 01/19/17	VANDERBILT	w 59-56	1302
3-point FG pct	.292	.309	* 01/23/17	MISSOURI	L 46-60	1250
3-pt FG made per game	5.7	4.3	* 01/29/17	at LSU	L 46-53	2182
FREE THROWS-ATT	101-152	119-189	* 02/02/17	UGA	L 66-69	1603
Free throw pct	.664	.630	* 02/05/17	#4 SOUTH CAROLINA	L 49-79	1650
F-Throws made per game	10.1	11.9				
REBOUNDS	354	400				
Rebounds per game	35.4	40.0				
Rebounding margin	-4.6	-				
ASSISTS	98	151				
Assists per game	9.8	15.1				
TURNOVERS	164	146				
Turnovers per game	16.4	14.6				
Turnover margin	-1.8	-				
Assist/turnover ratio	0.6	1.0				
STEALS	69	84				
Steals per game	6.9	8.4				
BLOCKS	41	37				
Blocks per game	4.1	3.7				
ATTENDANCE	9043	9925				
Home games-Avg/Game	6-1507	4-2481				
Neutral site-Avg/Game	-	0-0				

! = Nugget Classic (Reno, Nev.)
 ^ = SEC/Big 12 Challenge (Fayetteville, Ark.)
 * = Conference game

Score by Periods	1st	2nd	3rd	4th	Totals
ARKANSAS	150	134	119	163	566
Opponents	171	139	184	148	642



JIMMY DYKES

HEAD COACH

The most successful basketball programs all have a few key elements in common.

PASSION

They are passionate about the game. The coaches are passionate about their team, the players are passionate about the opportunity to represent their university and the fans are passionate about supporting the program.

EXCITEMENT

All successful programs are filled with excitement. They are exciting to watch and to be a part of.

COMMITMENT

It takes a lot of people to make a program successful and they all have to be committed to the effort. It starts with the coaches and staff and extends to the players but the best programs in the country take it further. Everyone who impacts the program, from professors, athletic trainers, academic coordinators, administrators and fans, all have to be willing to work toward the same goal of excellence in all areas.

PERFORMANCE

Finally, successful teams have to perform at a high level every day. Whether in the classroom, in the community or on the court, doing things the right way is vital to the program's success.

The University of Arkansas made a move March 30, 2014, when they welcomed Jimmy Dykes as the eighth head coach of the Razorback women's basketball team.

QUICK HITS

- Jimmy Dykes is the eighth head coach in Razorback Women's Basketball History
- Three-year University of Arkansas basketball letterman
- Jimmy Dykes attended high school at Estes Park (Colo.) and Fayetteville HS
- Jimmy Dykes earned his bachelor's degree in speech education at Arkansas in 1985
- Graduated with honors from the University of Arkansas with a 3.54 GPA
- Served under legendary coach Eddie Sutton as an assistant at Arkansas, Kentucky and Oklahoma State

THE 411 CHRONOLOGY

Head Coach	Years	Record
University of Arkansas	2014-15	18-14, 6-10, NCAA 2nd Round
	2015-16	12-18, 7-9
	2016-17	13-10, 2-8
TOTAL	3 seasons	43-42, 15-27 SEC

Assistant Coach

Assistant Coach	Years	Worked With
University of Arkansas	1984-1985	Eddie Sutton
Sacramento State	1985-86	Bill Brown
Appalachian State University	1986-87	Tom Apke
University of Kentucky	1987-89	Eddie Sutton
University of Arkansas-Little Rock	1989-90	Mike Newell
Oklahoma State University	1990-91	Eddie Sutton

NATIONAL BASKETBALL ASSOCIATION

1991-1993 | College Scout | Seattle Supersonics

HIGH SCHOOL

1994-1998; 2003-2004 | Athletic Director | Shiloh Christian

ESPN/ABC SPORTS | 1995-2014

- Game and studio college men's and women's basketball analyst
- Game analyst for NCAA Women's Basketball Tournament
- Coverage of the WNBA playoffs
- College football sideline reporter

PERSONAL

- Born: May 3, 1961
- Bachelor's Degree: Arkansas, 1985 in Speech Education
- Family: Wife: Tiffany (Beasley); married in 2002, daughter Kennedy
- Tiffany - an Arkansas graduate, 2003
- Hometown: Tulsa, Oklahoma
- High school at Estes Park HS (Colo.), Fayetteville HS
- Multi-sport athlete

BY THE NUMBERS

43 Career Wins

20 SEC Career Wins

13 2015-16 recruiting class rank

5 Newcomers for 2016-17

1 NCAA Tourney appearance

1 NCAA Tournament wins

DYKES VS. CONFERENCES

- Total: 43-42
- SEC: 16-29 (includes 1-2 in SEC Tournament)
- Nonconference: 27-13
- American: 3-1
- Atlantic Sun: 1-0
- Atlantic-10: 1-0
- Big East: 1-1
- Big 10: 2-2
- Big 12: 2-2
- Conference USA: 1-0
- Mid-Eastern Athletic: 1-0
- MVC: 1-2
- Pac-12: 0-1
- Patriot League: 1-0
- Southland: 8-0
- SWAC: 2-0
- Summit League: 2-3
- Sun Belt: 1-1



00

16-17 HIGHS

Points	34 vs. HBU, 12-28-16
FGM	12 vs. HBU, 12-28-16
FGA	23 vs. Georgia, 2-2-17
3PM	3 vs. Georgia, 2-2-17*
3PA	10 vs. Georgia, 2-2-17
FTM	11 vs. Georgia, 2-2-17
FTA	16 vs. Georgia, 2-2-17
OREB	5 vs. Georgia, 2-2-17*
DREB	7 at Missouri State, 12-11-16
REB	10 vs. HBU, 12-28-16
AST	5 vs. HBU, 12-28-16
BLK	3 vs. Vanderbilt, 1-19-17
STL	3 vs. HBU, 12-28-16*
MIN	38 at Ole Miss, 1-1-17

CAREER HIGHS

Points	34 vs. HBU, 12-28-16
FGM	12 vs. HBU, 12-28-16
FGA	25, #13/15 Ky, 2-26-15
3PM	5, #13/15 Ky, 2-26-15*
3PA	11, #13/15 Ky, 2-26-15
FTM	11 vs. Georgia, 2-2-17
FTA	16 vs. Georgia, 2-2-17
OREB	5 vs. Georgia, 2-2-17*
DREB	10, vs. Auburn, 2-2-14
	10, vs. Florida, 1-28-16 OT
REB	13, SHSU, 11-15-15
AST	5 vs. HBU, 12-28-16
BLK	5, Tulsa, 12-14-14*
STL	3 vs. HBU, 12-28-16*
MIN	39, at LSU, 1-21-16*

*Most Recent

MISCELLANEOUS

	2016-17	Career
10+ Pts	17	94
15+ Pts	10	68
20+ Pts	5	25
30+ Pts	1	2
10+ Rebs	2	15
15+ Rebs	-	-
2BL-2BL	2	16
5+ Ast	1	--
Led AR in Pts	12	52
Led AR in Reb	9	35
GP/GS	22/20	113/106

HONORS

- Senior CLASS Award candidate
- Preseason All-SEC First-Team, '16
- MVP Nugget Classic
- CollegeSportsMadness.com SEC Player of the Week (Dec. 5, 2016)
- All-SEC Second-Team, '14, '15
- **All-SEC First-Team, '16**
- All-SEC Freshman Team, 2014
- AP All-SEC Hon. Mention, 2014
- AP All-SEC Second-Team, 2015
- SEC First-Year Academic HR, 2014
- CSM.com POW, Jan. 18, 2016

NOTES

- Named to coaches **preseason All-SEC First-Team** in '16-17
- Single season personal best 15 consecutive games in double figure scoring as a senior
- Scored in double figures in the first quarter against Stetson, Tulsa and Northwestern State
- Nugget Classic MVP in Reno
- First double-double of the year with 34 and 10 verses HBU
- Followed with double-double at Ole Miss with 10 and 10
- Ranked as No. 15 WNBA draft prospect by CollegeSportsMadness.com
- **Senior CLASS Award** candidate (Jan. 5, 2017)
- Career-best 34 points against Houston Baptist are tied for second-most points by an SEC player this season and tied for the 11th-most points in Arkansas history.
- Scored 30 or more points for the second time in her career and the first time since scoring 31 points as a freshman against Ole Miss on Jan. 19, 2014.
- Career-best 11 points from the line versus Georgia



JESSICA JACKSON
F | SR | 6-3 | JACKSONVILLE, ARK.

16-17 GAME BY GAME

Opponent	Date	gs	min	Total		3-Pointers		Free throws		Rebounds				Other			pts	avg			
				fg-fga	pct	3fg-fga	pct	ft-fa	pct	off	def	tot	avg	pf	a	t/o			blk	stl	
SAM HOUSTON STATE	11/11/16	*	27	6-14	.429	3-4	.750	5-7	.714	3	5	8	8.0	3	4	0	1	0	20	20.0	
LA-MONROE	11/13/16	*	23	5-14	.357	3-5	.600	0-0	.000	2	4	6	7.0	2	0	2	0	2	13	16.5	
SOUTH DAKOTA	11/17/16	*	30	5-15	.333	2-7	.286	2-11	.182	3	4	7	7.0	0	2	4	0	1	14	15.7	
STETSON	11/21/16	*	35	7-16	.438	2-5	.400	3-4	.750	3	4	7	7.0	3	2	0	1	0	19	16.5	
vs Memphis	11/25/16	*	23	5-9	.556	0-2	.000	2-2	1.000	3	3	6	6.8	2	1	2	1	0	12	15.6	
vs NAVY	11/26/16	*	28	6-15	.400	1-4	.250	4-6	.667	2	0	2	6.0	2	2	4	0	0	17	15.8	
at Tulsa	11/30/16	*	36	9-17	.529	2-6	.333	2-2	1.000	3	6	9	6.4	2	0	2	1	0	22	16.7	
TEXAS TECH	12/03/16	*	31	3-16	.188	1-5	.200	7-10	.700	2	4	6	6.4	1	3	1	1	0	14	16.4	
BUTLER	12/07/16	*	30	5-11	.455	1-3	.333	8-10	.800	5	4	9	6.7	2	1	5	1	3	19	16.7	
at Missouri State	12/11/16	*	27	2-9	.222	1-5	.200	6-6	1.000	2	7	9	6.9	4	0	2	0	0	11	16.1	
NWST	12/18/16	*	33	9-15	.600	3-5	.600	2-2	1.000	3	3	6	6.8	3	1	2	0	0	23	16.7	
ORU	12/21/16	*	37	6-16	.375	1-2	.500	4-4	1.000	1	2	3	6.5	3	1	3	3	2	17	16.8	
HOUSTON BAPTIST	12/28/16	*	26	12-16	.750	3-6	.500	7-8	.875	5	5	10	6.8	2	5	1	2	3	34	18.1	
at Ole Miss	01/01/17	*	38	3-15	.200	2-8	.250	3-4	.750	2	8	10	7.0	1	4	2	0	1	11	17.6	
#4 MISSISSIPPI STATE	01/05/17	*	23	4-10	.400	2-5	.400	2-4	.500	1	2	3	6.7	4	0	5	2	1	12	17.2	
LSU	01/08/17	*	29	2-7	.286	0-3	.000	2-3	.667	3	3	6	6.7	2	0	4	0	0	6	16.5	
at Texas A&M	01/12/17	*	30	1-2	.500	0-1	.000	3-4	.750	1	1	2	6.4	2	2	4	0	3	5	15.8	
VANDERBILT	01/19/17	29	3-11	.273	0-3	.000	0-2	.000	3	3	6	6.4	2	1	3	3	2	6	15.3		
MISSOURI	01/23/17	16	1-7	.143	0-4	.000	0-0	.000	0	3	3	6.2	3	0	1	0	1	2	14.6		
at LSU	01/29/17	*	28	6-12	.500	2-2	1.000	1-2	.500	2	6	8	6.3	5	0	7	0	2	15	14.6	
UGA	02/02/17	*	34	6-23	.261	3-10	.300	11-16	.688	5	0	5	6.2	3	1	1	2	0	26	15.1	
#4 SOUTH CAROLINA	02/05/17	*	24	1-11	.091	0-5	.000	0-0	.000	2	3	5	6.2	3	0	1	0	0	2	14.5	
Totals			20	637	107-281	.381	32-100	.320	74-107	.692	56	80	136	6.2	54	30	56	18	21	320	14.5

Games played: 22
Minutes/game: 29.0
Points/game: 14.5
FG Pct: 38.1
3FG Pct: 32.0
FT Pct: 69.2

Rebounds/game: 6.2
Assists/game: 1.4
Turnovers/game: 2.5
Assist/turnover ratio: 0.5
Steals/game: 1.0
Blocks/game: 0.8

JACKSON'S CAREER STATISTICS

Season	gp-gs	min/avg	Total		3-Point		F-Throws		Rebounds				Other			Scoring				
			fg-fga	pct	fg-fga	pct	ft-fa	pct	off	def	tot	avg	pf	fo	ast	to	blk	stl	pts	avg
2013-14	30-30	903/30.1	163-385	.423	48-125	.384	111-138	.804	45	136	181	6.0	70	0	40	51	45	24	485	16.2
2014-15	32-29	1032/32.2	161-431	.374	56-163	.344	99-126	.786	61	139	200	6.3	86	2	30	96	33	27	477	14.9
2015-16	29-27	920/31.7	170-418	.407	48-150	.320	89-121	.736	51	132	183	6.3	76	3	30	70	33	15	477	16.4
2016-17	22-20	637/29.0	107-281	.381	32-100	.320	74-107	.692	56	80	136	6.2	54	1	30	56	18	21	320	14.5
TOTAL	113-106	3492/30.9	601-1515	.397	184-538	.342	373-492	.758	213	487	700	6.2	286	6	130	273	129	87	1759	15.6

2

16-17 HIGHS

Points	20 at Texas A&M, 1-12-17
FGM	8 at Texas A&M, 1-12-17
FGA	15 at Texas A&M, 1-12-17
3PM	4 at Texas A&M, 1-12-17
3PA	7 vs. #4 S. Carolina, 2-5-17*
FTM	2 vs. LSU, 1-8-17*
FTA	2 vs. #4 S. Carolina, 2-5-17*
OREB	2 vs. Georgia, 2-2-17*
DREB	5 vs. HBU, 12-28-16*
REB	6 vs. Texas Tech, 12-3-16*
AST	5 vs. HBU, 12-28-16
BLK	2 vs. HBU, 12-28-16
STL	2 vs. Texas Tech, 12-3-16*
MIN	29 vs. HBU, 12-28-16

*Most Recent

CAREER HIGHS

Points	20 at Texas A&M, 1-12-17
FGM	8 at Texas A&M, 1-12-17
FGA	15 at Texas A&M, 1-12-17
3PM	4 at Texas A&M, 1-12-17
3PA	7 at Texas A&M, 1-12-17
FTM	2 vs. LSU, 1-8-17*
FTA	2 vs. LSU, 1-8-17*
OREB	2 vs. Georgia, 2-2-17*
DREB	5 vs. HBU, 12-28-16*
REB	6 vs. Texas Tech, 12-3-16*
AST	5 vs. HBU, 12-28-16
BLK	2 vs. HBU, 12-28-16
STL	2 vs. Texas Tech, 12-3-16*
MIN	29 vs. HBU, 12-28-16

*Most Recent

MISCELLANEOUS

	2016-17	Career
10+ Pts	4	4
15+ Pts	2	2
20+ Pts	1	1
10+ Rebs	-	-
15+ Rebs	-	-
Double-Double	-	-
5+ Ast	1	1
Led AR in Pts	2	2
Led AR in Reb	-	-
GP/GS	19/-	19/-

HONORS

• TBA

NOTES

- Second-ever McDonald's All-American to join team out of HS
- Missed start of season with illness
- Missed Missouri State with death in family
- First career game with double figure scoring with 10 points against Memphis
- A then career-best 11 points in 18 minutes versus Texas Tech in SEC/Big 12 Challenge
- Came off the bench with 20 points at Texas A&M
- Only Razorback in double figures against No. 4 South Carolina



AALIYAH WILSON
F | FR | 5-10 | MUSKOGEE, OKLA.

16-17 GAME BY GAME

Opponent	Date	gs	min	Total		3-Pointers		Free throws		Rebounds				pf	a	t/o	blk	stl	pts	avg
				fg-fga	pct	3fg-fga	pct	ft-fa	pct	off	def	tot	avg							
STETSON	11/21/16	7	1-4	.250	1-1	1.000	0-0	.000	1	2	3	3.0	0	2	0	0	0	3	3.0	
vs Memphis	11/25/16	20	4-9	.444	2-4	.500	0-0	.000	1	2	3	3.0	3	4	3	0	0	10	6.5	
vs NAVY	11/26/16	23	1-4	.250	1-3	.333	2-2	1.000	2	2	4	3.3	0	4	4	1	2	5	6.0	
at Tulsa	11/30/16	18	1-6	.167	0-4	.000	0-0	.000	1	5	6	4.0	3	0	2	0	0	2	5.0	
TEXAS TECH	12/03/16	18	4-12	.333	2-3	.667	1-2	.500	2	4	6	4.4	1	0	2	1	2	11	6.2	
BUTLER	12/07/16	6	0-2	.000	0-2	.000	0-0	.000	0	1	1	3.8	2	0	3	0	0	0	5.2	
NWST	12/18/16	17	0-4	.000	0-3	.000	0-0	.000	0	3	3	3.7	1	5	2	0	0	0	4.4	
ORU	12/21/16	14	0-3	.000	0-0	.000	0-0	.000	0	3	3	3.6	1	0	1	0	1	0	3.9	
HOUSTON BAPTIST	12/28/16	29	4-13	.308	0-4	.000	0-0	.000	0	5	5	3.8	2	5	3	2	1	8	4.3	
at Ole Miss	01/01/17	19	1-6	.167	1-3	.333	0-0	.000	0	2	2	3.6	3	2	3	0	0	3	4.2	
#4 MISSISSIPPI STATE	01/05/17	6	0-2	.000	0-1	.000	0-0	.000	0	0	0	3.3	3	0	1	0	0	0	3.8	
LSU	01/08/17	15	1-3	.333	0-2	.000	2-2	1.000	0	1	1	3.1	1	1	3	0	0	4	3.8	
at Texas A&M	01/12/17	26	8-15	.533	4-7	.571	0-0	.000	1	0	1	2.9	0	1	5	0	1	20	5.1	
at Alabama	01/15/17	10	1-3	.333	1-2	.500	0-0	.000	0	1	1	2.8	0	0	0	0	1	3	4.9	
VANDERBILT	01/19/17	10	0-3	.000	0-1	.000	0-0	.000	2	1	3	2.8	1	1	1	0	0	0	4.6	
MISSOURI	01/23/17	17	1-3	.333	1-2	.500	0-0	.000	0	3	3	2.8	1	1	1	2	0	3	4.5	
at LSU	01/29/17	21	3-8	.375	2-3	.667	0-0	.000	1	2	3	2.8	2	0	2	0	0	8	4.7	
UGA	02/02/17	9	1-9	.111	0-2	.000	0-0	.000	2	1	3	2.8	0	1	0	1	0	2	4.6	
#4 SOUTH CAROLINA	02/05/17	25	6-13	.462	3-7	.429	1-2	.500	1	0	1	2.7	1	2	4	0	0	16	5.2	
Totals		0	310	37-122	.303	18-54	.333	6-8	.750	14	38	52	2.7	25	29	40	7	8	98	5.2

Games played: 19
Minutes/game: 16.3
Points/game: 5.2
FG Pct: 30.3
3FG Pct: 33.3
FT Pct: 75.0

Rebounds/game: 2.7
Assists/game: 1.5
Turnovers/game: 2.1
Assist/turnover ratio: 0.7
Steals/game: 0.4
Blocks/game: 0.4

WILSON'S CAREER STATISTICS

Season	gp-gs	min/avg	Total		3-Point		F-Throws		Rebounds				pf	fo	ast	to	blk	stl	Scoring	
			fg-fga	pct	fg-fga	pct	ft-fa	pct	off	def	tot	avg							pts	avg
2016-17	19-0	310/16.3	37-122	.303	18-54	.333	6-8	.750	14	38	52	2.7	25	0	29	40	7	8	98	5.2
TOTAL	19-0	310/16.3	37-122	.303	18-54	.333	6-8	.750	14	38	52	2.7	25	0	29	40	7	8	98	5.2

3

NOTES

- Opened 2016-17 as a starter
- Seventeen games with 25+ minutes played
- Posted a career-best with 18 points against Stetson
- Ten games with double digit scoring
- Four games with five or more assists
- Missed ORU, HBU & Ole Miss games with injury



MALICA MONK
G | SO | 5-5 | N. LITTLE ROCK, ARK.

16-17 HIGHS

Points	18 vs. Stetson, 11-21-16
FGM	6 at Texas A&M, 1-12-17*
FGA	16 at Missouri State, 12-11-16
3PM	2 at Texas A&M, 1-12-17
3PA	3 vs. Georgia, 2-2-17*
FTM	8 vs. #4 Miss State, 1-5-17
FTA	9 vs. #4 Miss State, 1-5-17
OREB	3 vs. ULM, 11-13-16
DREB	4 vs. Tulsa, 11-30-16
REB	5 vs. ULM, 11-13-16
AST	7 vs. Memphis, 11-25-16
BLK	3 vs. LSU, 1-8-17
STL	4 vs. Memphis, 11-25-16
MIN	38 vs. #4 Miss State, 1-5-17

CAREER HIGHS

Points	18 vs. Stetson, 11-21-16
FGM	6 at Texas A&M, 1-12-17*
FGA	16 at Missouri State, 12-11-16
3PM	2 at Texas A&M, 1-12-17
3PA	3 vs. Georgia, 2-2-17*
FTM	8 vs. #4 Miss State, 1-5-17
FTA	9 vs. #4 Miss State, 1-5-17
OREB	3 vs. ULM, 11-13-16
DREB	4 vs. Tulsa, 11-30-16
REB	5 vs. ULM, 11-13-16
AST	7 vs. Memphis, 11-25-16
BLK	3 vs. LSU, 1-8-17
STL	4 vs. Memphis, 11-25-16
MIN	38 vs. #4 Miss State, 1-5-17

*Most Recent

MISCELLANEOUS

	2016-17	Career
10+ Pts	10	13
15+ Pts	3	3
20+ Pts	-	-
10+ Rebs	-	-
15+ Rebs	-	-
Double-Double	-	-
5+ Ast	4	6
Led AR in Pts	2	2
Led AR in Reb	-	-
GP/GS	20/20	47/25

HONORS

- Arkansas Academic Honor Roll (3.0-3.49 GPA) (Fall 2016)

16-17 GAME BY GAME

Opponent	Date	gs	min	Total		3-Pointers		Free throws		Rebounds				Other				pts	avg		
				fg-fga	pct	3fg-fga	pct	ft-fa	pct	off	def	tot	avg	pf	a	t/o	blk			stl	
SAM HOUSTON STATE	11/11/16	*	27	5-7	.714	0-0	.000	2-2	1.000	0	2	2	2.0	2	3	1	0	2	12	12.0	
LA-MONROE	11/13/16	*	25	2-3	.667	0-0	.000	5-6	.833	3	2	5	3.5	1	2	1	1	3	9	10.5	
SOUTH DAKOTA	11/17/16	*	34	5-10	.500	0-0	.000	2-2	1.000	1	1	2	3.0	3	4	2	0	4	12	11.0	
STETSON	11/21/16	*	36	6-10	.600	0-1	.000	6-6	1.000	0	3	3	3.0	2	5	4	0	1	18	12.8	
vs Memphis	11/25/16	*	21	5-7	.714	0-1	.000	3-4	.750	2	1	3	3.0	1	7	2	0	4	13	12.8	
vs NAVY	11/26/16	*	22	2-2	1.000	0-0	.000	0-0	.000	0	0	0	2.5	5	1	2	0	0	4	11.3	
at Tulsa	11/30/16	*	34	2-6	.333	0-0	.000	2-2	1.000	0	4	4	2.7	3	4	2	0	1	6	10.6	
TEXAS TECH	12/03/16	*	36	5-14	.357	1-2	.500	0-1	.000	1	2	3	2.8	0	4	0	0	3	11	10.6	
BUTLER	12/07/16	*	35	4-8	.500	0-0	.000	3-4	.750	0	2	2	2.7	4	5	1	0	1	11	10.7	
at Missouri State	12/11/16	*	37	6-16	.375	1-2	.500	1-4	.250	2	1	3	2.7	1	2	1	0	1	14	11.0	
NWST	12/18/16	*	10	1-2	.500	0-0	.000	0-0	.000	0	1	1	2.5	1	2	0	0	1	2	10.2	
#4 MISSISSIPPI STATE	01/05/17	*	38	4-12	.333	1-2	.500	8-9	.889	0	2	2	2.5	4	0	1	2	3	17	10.8	
LSU	01/08/17	*	34	0-6	.000	0-2	.000	6-8	.750	1	1	2	2.5	4	5	4	3	2	6	10.4	
at Texas A&M	01/12/17	*	26	6-9	.667	2-3	.667	2-2	1.000	0	1	1	2.4	4	2	3	0	1	16	10.8	
at Alabama	01/15/17	*	35	5-10	.500	0-2	.000	1-1	1.000	0	2	2	2.3	5	4	1	0	1	11	10.8	
VANDERBILT	01/19/17	*	31	3-7	.429	0-1	.000	2-4	.500	1	3	4	2.4	3	3	2	0	0	8	10.6	
MISSOURI	01/23/17	*	26	1-6	.167	0-0	.000	0-0	.000	2	2	4	2.5	2	2	2	0	4	2	10.1	
at LSU	01/29/17	*	34	1-7	.143	0-0	.000	0-1	.000	1	2	3	2.6	3	4	4	0	1	2	9.7	
UGA	02/02/17	*	36	3-13	.231	0-3	.000	1-4	.250	1	3	4	2.6	3	4	3	0	3	7	9.5	
#4 SOUTH CAROLINA	02/05/17	*	32	1-10	.100	0-1	.000	0-0	.000	2	3	5	2.8	4	2	2	1	2	2	9.2	
Totals			20	609	67-165	.406	5-20	.250	44-60	.733	17	38	55	2.8	55	65	38	7	38	183	9.2

Games played: 20
Minutes/game: 30.5
Points/game: 9.2
FG Pct: 40.6
3FG Pct: 25.0
FT Pct: 73.3

Rebounds/game: 2.8
Assists/game: 3.3
Turnovers/game: 1.9
Assist/turnover ratio: 1.7
Steals/game: 1.9
Blocks/game: 0.4

MONK'S CAREER STATISTICS

Season	gp-gs	min/avg	Total		3-Point		F-Throws		Rebounds				Other				Scoring			
			fg-fga	pct	fg-fga	pct	ft-fa	pct	off	def	tot	avg	pf	fo	ast	to	blk	stl	pts	avg
2015-16	27-5	461/17.1	48-136	.353	2-10	.200	12-19	.632	6	23	29	1.1	60	2	47	44	5	23	110	4.1
2016-17	20-20	609/30.5	67-165	.406	5-20	.250	44-60	.733	17	38	55	2.8	55	2	65	38	7	38	183	9.2
TOTAL	47-25	1070/22.8	115-301	.382	7-30	.233	56-79	.709	23	61	84	1.8	115	4	112	82	12	61	293	6.2

4

NOTES

- Career-best 23 points on 6-for-8 shooting in win over Houston Baptist
- First start of the season verses HBU
- Seventeen games with 20+ minutes this year
- Career-best nine rebounds against Northwestern State
- Repeated with nine boards at Alabama
- Ten double figure scoring games
- Also throws javelin for the Razorback track and field team



KEIRYN SWENSON
F | SO | 6-1 | WICHITA, KAN.

16-17 HIGHS

Points	23 vs. HBU, 12-28-16
FGM	7 vs. Navy, 11-26-16
FGA	13 at Ole Miss, 1-1-17
3PM	4 at Ole Miss, 1-1-17
3PA	9 at Ole Miss, 1-1-17
FTM	8 vs. HBU, 12-28-16
FTA	9 vs. HBU, 12-28-16
OREB	5 at Alabama, 1-15-17*
DREB	6 vs. NSU, 12-18-15
REB	9 at Alabama, 1-15-17*
AST	2 vs. NSU, 12-18-15
BLK	2 vs. HBU, 12-28-16*
STL	1 at Alabama, 1-15-17*
MIN	37 at Ole Miss, 1-1-17

CAREER HIGHS

Points	23 vs. HBU, 12-28-16
FGM	7 vs. Navy, 11-26-16
FGA	13 at Ole Miss, 1-1-17
3PM	4 at Ole Miss, 1-1-17
3PA	9 at Ole Miss, 1-1-17
FTM	8 vs. HBU, 12-28-16
FTA	9 vs. HBU, 12-28-16
OREB	5 at Alabama, 1-15-17*
DREB	6 vs. NSU, 12-18-15*
REB	9 at Alabama, 1-15-17*
AST	2 vs. NSU, 12-18-15*
BLK	2 vs. HBU, 12-28-16*
STL	2, New Orleans, 12-30-15*
MIN	37 at Ole Miss, 1-1-17

*Most Recent

MISCELLANEOUS

	2016-17	Career
10+ Pts	10	10
15+ Pts	4	4
20+ Pts	1	1
10+ Rebs	-	-
15+ Rebs	-	-
Double-Double	-	-
5+ Ast	-	-
Led AR in Pts	1	1
Led AR in Reb	-	1
GP/GS	23/5	52/6

HONORS

- SEC First-Year Academic Honor Roll ('16)
- Arkansas Academic Champion (4.00 GPA) (Fall 2015, Spring 2016, Fall 2016)

16-17 GAME BY GAME

Opponent	Date	gs	min	Total		3-Pointers		Free throws		Rebounds					pts	avg				
				fg-fga	pct	3fg-fga	pct	ft-fa	pct	off	def	tot	avg	pf			a	t/o	blk	stl
SAM HOUSTON STATE	11/11/16	23	2-6	.333	1-3	.333	0-0	.000	0	5	5	5.0	3	1	2	0	1	5	5.0	
LA-MONROE	11/13/16	23	5-7	.714	2-3	.667	1-1	1.000	2	4	6	5.5	0	1	0	1	1	13	9.0	
SOUTH DAKOTA	11/17/16	18	1-3	.333	0-1	.000	1-2	.500	5	1	6	5.7	0	0	0	1	0	3	7.0	
STETSON	11/21/16	20	3-5	.600	2-2	1.000	1-2	.500	1	1	2	4.8	2	0	1	0	1	9	7.5	
vs Memphis	11/25/16	20	4-7	.571	1-2	.500	1-1	1.000	1	1	2	4.2	1	1	0	0	0	10	8.0	
vs NAVY	11/26/16	34	7-12	.583	2-3	.667	0-0	.000	1	2	3	4.0	1	0	0	1	1	16	9.3	
at Tulsa	11/30/16	12	0-2	.000	0-2	.000	0-0	.000	0	2	2	3.7	2	0	0	0	0	0	8.0	
TEXAS TECH	12/03/16	18	2-3	.667	1-1	1.000	3-4	.750	1	4	5	3.9	0	1	1	1	0	8	8.0	
BUTLER	12/07/16	23	6-7	.857	3-3	1.000	0-0	.000	0	3	3	3.8	0	0	1	2	1	15	8.8	
at Missouri State	12/11/16	21	2-3	.667	0-1	.000	1-1	1.000	4	1	5	3.9	2	0	2	2	0	5	8.4	
NWST	12/18/16	25	4-9	.444	1-3	.333	2-2	1.000	3	6	9	4.4	3	2	0	0	0	11	8.6	
ORU	12/21/16	23	0-2	.000	0-1	.000	0-0	.000	1	2	3	4.3	3	0	0	2	0	0	7.9	
HOUSTON BAPTIST	12/28/16	* 31	6-8	.750	3-3	1.000	8-9	.889	4	3	7	4.5	1	1	1	2	1	23	9.1	
at Ole Miss	01/01/17	* 37	6-13	.462	4-9	.444	3-3	1.000	1	3	4	4.4	1	0	1	1	1	19	9.8	
#4 MISSISSIPPI STATE	01/05/17	* 30	1-8	.125	0-3	.000	0-0	.000	3	4	7	4.6	1	1	2	1	1	2	9.3	
LSU	01/08/17	20	3-4	.750	2-3	.667	2-2	1.000	2	2	4	4.6	3	0	2	0	0	10	9.3	
at Texas A&M	01/12/17	25	3-5	.600	1-3	.333	3-4	.750	2	1	3	4.5	0	0	1	1	0	10	9.4	
at Alabama	01/15/17	21	4-9	.444	2-2	1.000	2-3	.667	5	4	9	4.7	2	0	4	0	1	12	9.5	
VANDERBILT	01/19/17	* 19	3-4	.750	1-2	.500	1-1	1.000	0	4	4	4.7	4	1	1	0	0	8	9.4	
MISSOURI	01/23/17	* 27	1-4	.250	0-2	.000	0-0	.000	1	2	3	4.6	0	0	1	0	0	2	9.1	
at LSU	01/29/17	14	0-1	.000	0-0	.000	0-0	.000	0	1	1	4.4	1	0	0	0	0	0	8.6	
UGA	02/02/17	14	1-3	.333	1-2	.500	0-0	.000	0	1	1	4.3	3	0	0	0	1	3	8.4	
#4 SOUTH CAROLINA	02/05/17	22	3-8	.375	0-4	.000	0-0	.000	3	1	4	4.3	2	1	2	0	0	6	8.3	
Totals		5	520	67-133	.504	27-58	.466	29-35	.829	40	58	98	4.3	35	10	22	15	10	190	8.3

Games played: 23
Minutes/game: 22.6
Points/game: 8.3
FG Pct: 50.4
3FG Pct: 46.6
FT Pct: 82.9

Rebounds/game: 4.3
Assists/game: 0.4
Turnovers/game: 1.0
Assist/turnover ratio: 0.5
Steals/game: 0.4
Blocks/game: 0.7


SWENSON'S CAREER STATISTICS

Season	gp-gs	min/avg	Total		3-Point		F-Throws		Rebounds					Scoring						
			fg-fga	pct	fg-fga	pct	ft-fa	pct	off	def	tot	avg	pf	fo	ast	to	blk	stl	pts	avg
2015-16	29-1	373/12.9	27-84	.321	5-21	.238	19-27	.704	34	34	68	2.3	26	0	7	15	4	10	78	2.7
2016-17	23-5	520/22.6	67-133	.504	27-58	.466	29-35	.829	40	58	98	4.3	35	0	10	22	15	10	190	8.3
TOTAL	52-6	893/17.2	94-217	.433	32-79	.405	48-62	.774	74	92	166	3.2	61	0	17	37	19	20	268	5.2

10

NOTES

- Played in 14 games this year
- Career-best nine points in 14 minutes against ULM
- Earned first career start at LSU Jan. 29
- Shooting 45.5%, grabbed 14 rebounds and scored 14 points in three games as a starter



KIARA WILLIAMS
F/C | FR | 6-1 | LITTLE ROCK, ARK.

16-17 HIGHS

Points	9 vs. ULM, 11-13-16
FGM	4 vs. ULM, 11-13-16
FGA	6 vs. ULM, 11-13-16
3PM	0
3PA	0
FTM	2 vs. Missouri, 1-23-17
FTA	5 vs. Missouri, 1-23-17
OREB	5 vs. Georgia, 2-2-17
DREB	4 at Alabama, 1-15-17*
REB	7 vs. Georgia, 2-2-17
AST	2 vs. Georgia, 2-2-17
BLK	1 at Missouri State, 12-11-16
STL	1 vs. Georgia, 2-2-17*
MIN	22 vs. Georgia, 2-2-17

CAREER HIGHS

Points	9 vs. ULM, 11-13-16
FGM	4 vs. ULM, 11-13-16
FGA	6 vs. ULM, 11-13-16
3PM	0
3PA	0
FTM	2 vs. Missouri, 1-23-17
FTA	5 vs. Missouri, 1-23-17
OREB	5 vs. Georgia, 2-2-17
DREB	4 at Alabama, 1-15-17*
REB	7 vs. Georgia, 2-2-17
AST	2 vs. Georgia, 2-2-17
BLK	1 at Missouri State, 12-11-16
STL	1 vs. Georgia, 2-2-17*
MIN	22 vs. Georgia, 2-2-17

*Most Recent

MISCELLANEOUS

	2016-17	Career
10+ Pts	-	-
15+ Pts	-	-
20+ Pts	-	-
10+ Rebs	-	-
15+ Rebs	-	-
Double-Double	-	-
5+ Ast	-	-
Led AR in Pts	-	-
Led AR in Reb	-	-
GP/GS	14/3	14/3

HONORS

• TBA

16-17 GAME BY GAME

Opponent	Date	gs	min	Total		3-Pointers		Free throws		Rebounds				pf	a	t/o	blk	stl	pts	avg
				fg-fga	pct	3fg-fga	pct	ft-fga	pct	off	def	tot	avg							
SAM HOUSTON STATE	11/11/16	5		0-1	.000	0-0	.000	0-0	.000	0	1	1	1.0	0	0	1	0	1	0	0.0
LA-MONROE	11/13/16	14		4-6	.667	0-0	.000	1-4	.250	2	3	5	3.0	4	0	0	0	0	9	4.5
STETSON	11/21/16	0		0-0	.000	0-0	.000	0-0	.000	0	0	0	2.0	0	0	0	0	0	0	3.0
vs Memphis	11/25/16	8		3-4	.750	0-0	.000	0-0	.000	2	4	6	3.0	2	0	0	0	0	6	3.8
at Tulsa	11/30/16	8		1-2	.500	0-0	.000	1-2	.500	1	2	3	3.0	0	0	0	0	0	3	3.6
BUTLER	12/07/16	10		1-1	1.000	0-0	.000	0-0	.000	1	2	3	3.0	2	0	1	0	1	2	3.3
at Missouri State	12/11/16	12		1-2	.500	0-0	.000	0-2	.000	1	2	3	3.0	1	0	0	1	0	2	3.1
NWST	12/18/16	14		0-2	.000	0-0	.000	0-2	.000	0	1	1	2.8	4	1	3	1	0	0	2.8
at Alabama	01/15/17	15		3-3	1.000	0-0	.000	1-1	1.000	2	4	6	3.1	3	0	4	0	1	7	3.2
VANDERBILT	01/19/17	15		1-1	1.000	0-0	.000	0-2	.000	2	0	2	3.0	1	0	0	0	0	2	3.1
MISSOURI	01/23/17	13		2-5	.400	0-0	.000	2-5	.400	2	1	3	3.0	3	0	0	0	0	6	3.4
at LSU	01/29/17	* 16		1-3	.333	0-0	.000	2-2	1.000	1	3	4	3.1	5	0	3	2	0	4	3.4
UGA	02/02/17	* 22		3-5	.600	0-0	.000	0-3	.000	5	2	7	3.4	0	2	1	0	1	6	3.6
#4 SOUTH CAROLINA	02/05/17	* 26		1-3	.333	0-0	.000	2-2	1.000	1	2	3	3.4	3	0	0	0	2	4	3.6
Totals		3	178	21-38	.553	0-0	.000	9-25	.360	20	27	47	3.4	28	3	13	4	6	51	3.6

Games played: 14
Minutes/game: 12.7
Points/game: 3.6
FG Pct: 55.3
FT Pct: 36.0

Rebounds/game: 3.4
Assists/game: 0.2
Turnovers/game: 0.9
Assist/turnover ratio: 0.2
Steals/game: 0.4
Blocks/game: 0.3

WILLIAMS' CAREER STATISTICS

Season	gp-gs	min/avg	Total		3-Point		F-Throws		Rebounds				Scoring							
			fg-fga	pct	fg-fga	pct	ft-fga	pct	off	def	tot	avg	pf	fo	ast	to	blk	stl	pts	avg
2016-17	14-3	178/12.7	21-38	.553	0-0	.000	9-25	.360	20	27	47	3.4	28	1	3	13	4	6	51	3.6
TOTAL	14-3	178/12.7	21-38	.553	0-0	.000	9-25	.360	20	27	47	3.4	28	1	3	13	4	6	51	3.6

14

16-17 HIGHS

Points	19 vs. ORU, 12-21-16
FGM	9 vs. ORU, 12-21-16
FGA	15 vs. ORU, 12-21-16
3PM	3 vs. Vanderbilt, 1-19-17
3PA	6 vs. Vanderbilt, 1-19-17
FTM	2 vs. Vanderbilt, 1-19-17*
FTA	2 vs. Vanderbilt, 1-19-17*
OREB	4 vs. Texas Tech, 12-3-16
DREB	6 at Alabama, 1-15-17*
REB	9 vs. Texas Tech, 12-3-16
AST	11 vs. HBU, 12-28-16
BLK	1 vs. Vanderbilt, 1-19-17*
STL	3 vs. Georgia, 2-2-17*
MIN	40 vs. ORU, 12-21-16

* Most Recent

CAREER HIGHS

Points	19 vs. ORU, 12-21-16
FGM	9 vs. ORU, 12-21-16
FGA	15 vs. ORU, 12-21-16
3PM	3 vs. Vanderbilt, 1-19-17
3PA	6 vs. Vanderbilt, 1-19-17
FTM	2 vs. Vanderbilt, 1-19-17*
FTA	2 vs. Vanderbilt, 1-19-17*
OREB	4 vs. Texas Tech, 12-3-16
DREB	6 vs. ORU, 12-21-16
REB	9 vs. Texas Tech, 12-3-16
AST	11 vs. HBU, 12-28-16
BLK	1 vs. Vanderbilt, 1-19-17*
STL	3 vs. Georgia, 2-2-17*
MIN	40 vs. ORU, 12-21-16

* Most Recent

MISCELLANEOUS

	2016-17	Career
10+ Pts	7	7
15+ Pts	3	3
20+ Pts	-	-
10+ Rebs	-	-
15+ Rebs	-	-
Double-Double	2	2
5+ Ast	5	5
Led AR in Pts	3	3
Led AR in Reb	-	-
GP/GS	23/23	23/23

HONORS

- SEC Freshman of the Week (Nov. 29, 2016)
- Member of the SEC WBB Leadership Council

NOTES

- Member of the SEC Women's Basketball Leadership Council
- Played and started all games as a true freshman
- **SEC Freshman of the Week** honors Nov. 29 recording 18 points, nine rebounds and seven assists in two games
- Posted career-best with 19 points on 9-for-15 shooting versus ORU
- Seven games with double figure scoring
- Career-best 11 assists versus HBU
- First career double-double with 10 points and 11 assists versus Houston Baptist
- Back-to-back double-doubles with 10 and 10 at Ole Miss in the conference opener



JAILYN MASON
PG | FR | 5-9 | MASON, OHIO

16-17 GAME BY GAME

Opponent	Date	gs	min	Total		3-Pointers		Free throws		Rebounds				pf	a	t/o	blk	stl	pts	avg	
				fg-fga	pct	3fg-fga	pct	ft-fa	pct	off	def	tot	avg								
SAM HOUSTON STATE	11/11/16	*	36	2-9	.222	1-2	.500	0-0	.000	0	4	4	4.0	1	5	2	0	3	5	5.0	
LA-MONROE	11/13/16	*	18	2-4	.500	0-1	.000	0-0	.000	0	0	0	2.0	4	2	1	0	0	4	4.5	
SOUTH DAKOTA	11/17/16	*	30	3-7	.429	2-3	.667	2-2	1.000	0	2	2	2.0	1	2	0	0	1	10	6.3	
STETSON	11/21/16	*	31	5-10	.500	1-1	1.000	0-1	.000	1	5	6	3.0	1	2	0	0	0	11	7.5	
vs Memphis	11/25/16	*	25	4-7	.571	1-1	1.000	0-0	.000	1	3	4	3.2	3	2	3	0	0	9	7.8	
vs NAVY	11/26/16	*	28	4-7	.571	1-2	.500	0-0	.000	0	5	5	3.5	4	5	1	0	0	9	8.0	
at Tulsa	11/30/16	*	26	4-8	.500	0-0	.000	0-0	.000	1	5	6	3.9	3	2	2	0	0	8	8.0	
TEXAS TECH	12/03/16	*	31	4-8	.500	0-0	.000	1-2	.500	4	5	9	4.5	1	3	1	0	0	9	8.1	
BUTLER	12/07/16	*	34	0-4	.000	0-0	.000	0-0	.000	2	4	6	4.7	0	5	3	0	1	0	7.2	
at Missouri State	12/11/16	*	22	0-6	.000	0-1	.000	0-0	.000	1	2	3	4.5	2	0	0	0	1	0	6.5	
NWST	12/18/16	*	36	3-7	.429	1-3	.333	0-0	.000	2	3	5	4.5	0	3	4	1	3	7	6.5	
ORU	12/21/16	*	40	9-15	.600	0-1	.000	1-2	.500	0	6	6	4.7	2	3	1	0	0	19	7.6	
HOUSTON BAPTIST	12/28/16	*	33	5-11	.455	0-1	.000	0-0	.000	0	4	4	4.6	1	11	0	1	4	10	7.8	
at Ole Miss	01/01/17	*	36	5-11	.455	0-0	.000	0-0	.000	0	5	5	4.6	4	10	1	1	0	10	7.9	
#4 MISSISSIPPI STATE	01/05/17	*	35	3-12	.250	0-0	.000	1-2	.500	0	3	3	4.5	5	2	2	2	1	7	7.9	
LSU	01/08/17	*	33	1-4	.250	0-2	.000	0-0	.000	0	3	3	4.4	2	2	2	0	1	2	7.5	
at Texas A&M	01/12/17	*	29	3-8	.375	0-1	.000	0-0	.000	0	4	4	4.4	2	2	1	0	2	6	7.4	
at Alabama	01/15/17	*	31	7-13	.538	1-2	.500	0-0	.000	0	6	6	4.5	3	4	3	0	1	15	7.8	
VANDERBILT	01/19/17	*	34	6-11	.545	3-6	.500	2-2	1.000	2	4	6	4.6	4	1	3	1	1	17	8.3	
MISSOURI	01/23/17	*	34	3-10	.300	0-2	.000	0-0	.000	1	1	2	4.5	4	0	1	1	0	6	8.2	
at LSU	01/29/17	*	35	2-7	.286	1-2	.500	0-0	.000	0	0	0	4.2	1	2	2	0	4	5	8.0	
UGA	02/02/17	*	26	3-11	.273	2-3	.667	0-0	.000	1	3	4	4.2	4	3	3	0	3	8	8.0	
#4 SOUTH CAROLINA	02/05/17	*	19	1-7	.143	1-4	.250	0-0	.000	0	1	1	4.1	1	4	2	0	0	3	7.8	
Totals			23	702	79-197	.401	15-38	.395	7-11	.636	16	78	94	4.1	53	75	38	7	26	180	7.8

Games played: 23
Minutes/game: 30.5
Points/game: 7.8
FG Pct: 40.1
3FG Pct: 39.5
FT Pct: 63.6

Rebounds/game: 4.1
Assists/game: 3.3
Turnovers/game: 1.7
Assist/turnover ratio: 2.0
Steals/game: 1.1
Blocks/game: 0.3

MASON'S CAREER STATISTICS

Season	gp-gs	min/avg	Total		3-Point		F-Throws		Rebounds				Scoring							
			fg-fga	pct	fg-fga	pct	ft-fa	pct	off	def	tot	avg	pf	fo	ast	to	blk	stl	pts	avg
2016-17	23-23	702/30.5	79-197	.401	15-38	.395	7-11	.636	16	78	94	4.1	53	1	75	38	7	26	180	7.8
TOTAL	23-23	702/30.5	79-197	.401	15-38	.395	7-11	.636	16	78	94	4.1	53	1	75	38	7	26	180	7.8

20

NOTES

- Played in nine games this year
- Missed NSU, ORU games with injury
- Several career high marks against HBU including points,- field goals and 3-point field goals made and rebounds



SYDNEY STOUT
F | FR | 6-0 | BIXBY, OKLA.

16-17 HIGHS

Points	8 vs. HBU, 12-28-16
FGM	3 vs. HBU, 12-28-16
FGA	5 vs. HBU, 12-28-16
3PM	2 vs. HBU, 12-28-16
3PA	4 vs. HBU, 12-28-16
FTM	2 at Texas A&M, 1-12-17
FTA	4 at Texas A&M, 1-12-17
OREB	1 vs. Georgia, 2-2-17*
DREB	6 vs. HBU, 12-28-16
REB	6 vs. HBU, 12-28-16
AST	1 vs. Missouri, 1-23-17
BLK	1 vs. ULM, 11-13-16
STL	0
MIN	15 vs. HBU, 12-28-16

* Most Recent

CAREER HIGHS

Points	8 vs. HBU, 12-28-16
FGM	3 vs. HBU, 12-28-16
FGA	5 vs. HBU, 12-28-16
3PM	2 vs. HBU, 12-28-16
3PA	4 vs. HBU, 12-28-16
FTM	2 at Texas A&M, 1-12-17
FTA	4 at Texas A&M, 1-12-17
OREB	1 vs. Georgia, 2-2-17*
DREB	6 vs. HBU, 12-28-16
REB	6 vs. HBU, 12-28-16
AST	1 vs. Missouri, 1-23-17
BLK	1 vs. ULM, 11-13-16
STL	0
MIN	15 vs. HBU, 12-28-16

* Most Recent

MISCELLANEOUS

	2016-17	Career
10+ Pts	-	-
15+ Pts	-	-
20+ Pts	-	-
10+ Rebs	-	-
15+ Rebs	-	-
Double-Double	-	-
5+ Ast	-	-
Led AR in Pts	-	-
Led AR in Reb	-	-
GP/GS	9/-	9/-

HONORS

- Arkansas Academic Honor Roll (3.0-3.49 GPA) (Fall 2016)

16-17 GAME BY GAME

Opponent	Date	gs	min	Total		3-Pointers		Free throws		Rebounds				pf	a	t/o	blk	stl	pts	avg
				fg-fga	pct	3fg-fga	pct	ft-fa	pct	off	def	tot	avg							
SAM HOUSTON STATE	11/11/16	3		0-0	.000	0-0	.000	0-0	.000	0	0	0	0.0	0	0	0	0	0	0.0	
LA-MONROE	11/13/16	6		0-2	.000	0-2	.000	0-0	.000	0	0	0	0.0	1	0	0	1	0	0.0	
vs Memphis	11/25/16	4		1-1	1.000	1-1	1.000	0-0	.000	0	1	1	0.3	2	0	0	0	0	3	1.0
HOUSTON BAPTIST	12/28/16	15		3-5	.600	2-4	.500	0-0	.000	0	6	6	1.8	1	0	2	0	0	8	2.8
at Texas A&M	01/12/17	9		0-2	.000	0-1	.000	2-4	.500	1	0	1	1.6	3	0	0	0	0	2	2.6
MISSOURI	01/23/17	5		1-1	1.000	1-1	1.000	0-0	.000	0	0	0	1.3	1	1	0	0	0	3	2.7
at LSU	01/29/17	5		0-0	.000	0-0	.000	0-0	.000	0	0	0	1.1	1	0	0	0	0	0	2.3
UGA	02/02/17	6		0-2	.000	0-2	.000	0-0	.000	1	1	2	1.3	2	0	0	0	0	0	2.0
#4 SOUTH CAROLINA	02/05/17	2		0-0	.000	0-0	.000	0-0	.000	0	0	0	1.1	0	0	0	0	0	0	1.8
Totals		0	55	5-13	.385	4-11	.364	2-4	.500	2	8	10	1.1	11	1	2	1	0	16	1.8

Games played: 9
Minutes/game: 6.1
Points/game: 1.8
FG Pct: 38.5
3FG Pct: 36.4
FT Pct: 50.0

Rebounds/game: 1.1
Assists/game: 0.1
Turnovers/game: 0.2
Assist/turnover ratio: 0.5
Blocks/game: 0.1

STOUT'S CAREER STATISTICS

Season	gp-gs	min/avg	Total		3-Point		F-Throws		Rebounds				Scoring							
			fg-fga	pct	fg-fga	pct	ft-fa	pct	off	def	tot	avg	pf	fo	ast	to	blk	stl	pts	avg
2016-17	9-0	55/6.1	5-13	.385	4-11	.364	2-4	.500	2	8	10	1.1	11	0	1	2	1	0	16	1.8
TOTAL	9-0	55/6.1	5-13	.385	4-11	.364	2-4	.500	2	8	10	1.1	11	0	1	2	1	0	16	1.8

21

16-17 HIGHS

Points	18 at Missouri State, 12-11-16
FGM	6 vs. LSU, 1-8-17
FGA	17 at Missouri State, 12-11-16
3PM	3 vs. Georgia, 2-2-17*
3PA	8 vs. LSU, 1-8-17
FTM	5 at Missouri State, 12-11-16
FTA	7 at Missouri State, 12-11-16
OREB	2 at Alabama, 1-15-17
DREB	7 vs. LSU, 1-8-17
REB	7 vs. LSU, 1-8-17
AST	6 vs. ORU, 12-21-16
BLK	1 vs. Georgia, 2-2-17*
STL	4 vs. Vanderbilt, 1-19-17*
MIN	37 vs. ORU, 12-21-16

CAREER HIGHS

Points	18 at Missouri State, 12-11-16
FGM	7, MVSU, 12-28-15
FGA	17 at Missouri State, 12-11-16*
	19, at Auburn, 1-24-16 OT
3PM	3 vs. Georgia, 2-2-17*
3PA	9, at Butler, 12-13-15
	9, at Auburn, 1-24-16 OT*
FTM	7, New Orleans, 12-30-15
FTA	8, New Orleans, 12-30-15
OREB	2 at Alabama, 1-15-17*
DREB	7 vs. LSU, 1-8-17
	8, at Auburn, 1-24-16 OT
REB	7 vs. LSU, 1-8-17
	9, at Auburn, 1-24-16 OT
AST	6 vs. ORU, 12-21-16
BLK	3, MVSU, 12-28-15
STL	4 vs. Vanderbilt, 1-19-17*
MIN	37, at Butler, 12-13-15
	42, at Auburn, 1-24-16 OT

*Most Recent

MISCELLANEOUS

	2016-17	Career
10+ Pts	6	21
15+ Pts	2	7
20+ Pts	-	1
10+ Rebs	-	-
15+ Rebs	-	-
Double-Double	-	-
5+ Ast	2	3
Led AR in Pts	2	4
Led AR in Reb	-	-
GP/GS	22/9	52/34

HONORS

- SEC First-Year Academic Honor Roll ('16)
- Arkansas Academic Honor Roll (3.0-3.49 GPA) (Fall 2015, Spring 2016, Fall 2016)

NOTES

- Missed first game with a family emergency
- Scored career-best 18 points in road game at Missouri State
- Three of four games before the holiday break with double figures
- Fourth double figure scoring game with 15 points against LSU (1-8-17)
- Six games with double digit points this season
- Tied her career-best with four steals against Vanderbilt



DEVIN COSPER
G | SR | 5-10 | COFFEYVILLE, KAN.

16-17 GAME BY GAME

Opponent	Date	gs	min	Total		3-Pointers		Free throws		Rebounds				pf	a	t/o	blk	stl	pts	avg
				fg-fga	pct	3fg-fga	pct	ft-fa	pct	off	def	tot	avg							
LA-MONROE	11/13/16	18	2-5	.400	0-2	.000	2-2	1.000	0	1	1	1.0	0	5	0	1	4	6	6.0	
SOUTH DAKOTA	11/17/16	6	0-1	.000	0-0	.000	0-0	.000	0	2	2	1.5	0	0	0	0	0	3.0		
STETSON	11/21/16	9	0-2	.000	0-2	.000	0-0	.000	0	0	0	1.0	0	1	0	0	0	2.0		
vs Memphis	11/25/16	17	4-7	.571	0-3	.000	0-0	.000	0	2	2	1.3	4	2	1	0	0	8	3.5	
vs NAVY	11/26/16	15	1-4	.250	0-2	.000	0-0	.000	0	2	2	1.4	0	3	0	0	2	2	3.2	
at Tulsa	11/30/16	9	0-3	.000	0-1	.000	1-2	.500	1	1	2	1.5	1	0	1	0	0	1	2.8	
TEXAS TECH	12/03/16	11	1-4	.250	0-1	.000	0-0	.000	0	5	5	2.0	0	4	0	0	0	2	2.7	
BUTLER	12/07/16	21	5-9	.556	1-1	1.000	2-4	.500	0	2	2	2.0	0	0	3	0	2	13	4.0	
at Missouri State	12/11/16	30	5-17	.294	3-7	.429	5-7	.714	0	4	4	2.2	2	1	1	0	3	18	5.6	
NWST	12/18/16	21	4-6	.667	1-2	.500	0-0	.000	0	2	2	2.2	0	3	2	1	1	9	5.9	
ORU	12/21/16	* 37	5-14	.357	0-3	.000	0-0	.000	0	3	3	2.3	0	6	2	1	2	10	6.3	
HOUSTON BAPTIST	12/28/16	* 28	2-9	.222	1-1	1.000	0-0	.000	0	3	3	2.3	1	3	2	1	1	5	6.2	
at Ole Miss	01/01/17	* 33	4-9	.444	0-2	.000	1-1	1.000	0	3	3	2.4	3	2	1	0	2	9	6.4	
#4 MISSISSIPPI STATE	01/05/17	* 18	2-3	.667	0-0	.000	2-3	.667	1	0	1	2.3	0	2	2	0	0	6	6.4	
LSU	01/08/17	* 27	6-12	.500	3-8	.375	0-0	.000	0	7	7	2.6	2	2	6	1	1	15	6.9	
at Texas A&M	01/12/17	* 15	1-6	.167	0-2	.000	0-0	.000	0	2	2	2.6	4	1	0	0	1	2	6.6	
at Alabama	01/15/17	* 33	5-14	.357	0-4	.000	0-0	.000	2	2	4	2.6	4	0	3	0	1	10	6.8	
VANDERBILT	01/19/17	* 33	3-11	.273	1-4	.250	4-4	1.000	1	3	4	2.7	3	3	3	0	4	11	7.1	
MISSOURI	01/23/17	* 27	3-9	.333	1-2	.500	0-0	.000	0	0	0	2.6	1	1	3	0	1	7	7.1	
at LSU	01/29/17	13	0-5	.000	0-0	.000	0-0	.000	1	1	2	2.6	0	0	0	0	0	0	6.7	
UGA	02/02/17	24	3-5	.600	3-4	.750	0-0	.000	0	2	2	2.5	5	1	0	1	1	9	6.8	
#4 SOUTH CAROLINA	02/05/17	13	1-5	.200	1-4	.250	0-0	.000	1	1	2	2.5	1	1	1	0	0	3	6.6	
Totals		9	458	57-160	.356	15-55	.273	17-23	.739	7	48	55	2.5	31	41	31	6	26	146	6.6

Games played: 22
Minutes/game: 20.8
Points/game: 6.6
FG Pct: 35.6
3FG Pct: 27.3
FT Pct: 73.9

Rebounds/game: 2.5
Assists/game: 1.9
Turnovers/game: 1.4
Assist/turnover ratio: 1.3
Steals/game: 1.2
Blocks/game: 0.3

COSPER'S CAREER STATISTICS

Season	gp-gs	min/avg	Total		3-Point		F-Throws		Rebounds				Scoring							
			fg-fga	pct	fg-fga	pct	ft-fa	pct	off	def	tot	avg	pf	fo	ast	to	blk	stl	pts	avg
2015-16	30-25	792/26.4	97-293	.331	25-104	.240	50-72	.694	16	83	99	3.3	57	0	42	74	5	34	269	9.0
2016-17	22-9	458/20.8	57-160	.356	15-55	.273	17-23	.739	7	48	55	2.5	31	1	41	31	6	26	146	6.6
TOTAL	52-34	1250/24.0	154-453	.340	40-159	.252	67-95	.705	23	131	154	3.0	88	1	83	105	11	60	415	8.0

22

NOTES

- Improved her career-best with 11 points on 4-for-6 shooting at Tulsa
- Started 18 games this year
- Averaging 21.6 minutes as a sophomore
- Tied her career-best with seven rebounds vs. No. 4 Mississippi State - seven rebounds three times as a sophomore



BAILEY ZIMMERMAN
G/F | SO | 6-0 | ST. VINCENT, ARK.

16-17 HIGHS

Points	11 vs. Tulsa, 11-30-16
FGM	4 vs. Tulsa, 11-30-16
FGA	8 vs. Georgia, 2-2-17
3PM	2 vs. Tulsa, 11-30-16*
3PA	5 vs. Georgia, 2-2-17*
FTM	4 at Missouri State, 12-11-16
FTA	4 vs. ORU, 12-21-16*
OREB	2 vs. #4 Miss State, 1-5-17*
DREB	6 at Alabama, 1-15-17
REB	7 at Alabama, 1-15-17*
AST	3 vs. Butler, 12-7-16*
BLK	1 vs. LSU, 1-8-17*
STL	2 vs. NSU, 12-18-15*
MIN	32 vs. SHSU, 11-11-16

* Most Recent

CAREER HIGHS

Points	11 vs. Tulsa, 11-30-16
FGM	4 vs. Tulsa, 11-30-16
FGA	9 at Butler, 12-13-15
3PM	2 vs. Tulsa, 11-30-16*
3PA	7, at Butler, 12-13-15
FTM	2 vs. South Dakota, 11-17-16*
FTA	4 vs. ORU, 12-21-16*
OREB	3 at Butler, 12-13-15*
DREB	6 at Alabama, 1-15-17
REB	7 at Alabama, 1-15-17*
AST	3 vs. Navy, 11-26-16*
BLK	1 vs. LSU, 1-8-17*
STL	2 vs. NSU, 12-18-15*
MIN	32 vs. SHSU, 11-11-16

*Most Recent

MISCELLANEOUS

	2016-17	Career
10+ Pts	-	-
15+ Pts	-	-
20+ Pts	-	-
10+ Rebs	-	-
15+ Rebs	-	-
Double-Double	-	-
5+ Ast	-	-
Led AR in Pts	-	-
Led AR in Reb	-	-
GP/GS	23/18	43/19

HONORS

- Arkansas Athletic Director's List (3.5-3.99 GPA) (Fall 2015, Fall 2016)

16-17 GAME BY GAME

Opponent	Date	gs	min	Total		3-Pointers		Free throws		Rebounds				pf	a	t/o	blk	stl	pts	avg	
				fg-fga	pct	3fg-fga	pct	ft-fa	pct	off	def	tot	avg								
SAM HOUSTON STATE	11/11/16	*	32	3-6	.500	2-5	.400	1-2	.500	2	3	5	5.0	1	3	1	0	1	9	9.0	
LA-MONROE	11/13/16	*	18	1-7	.143	0-3	.000	1-2	.500	2	5	7	6.0	0	2	0	0	1	3	6.0	
SOUTH DAKOTA	11/17/16	*	15	2-4	.500	2-3	.667	1-2	.500	2	2	4	5.3	3	1	0	0	0	7	6.3	
STETSON	11/21/16	*	24	2-4	.500	1-3	.333	0-0	.000	0	4	4	5.0	1	1	2	0	0	5	6.0	
vs Memphis	11/25/16	*	22	1-4	.250	1-4	.250	0-0	.000	0	3	3	4.6	2	2	2	0	2	3	5.4	
vs NAVY	11/26/16	*	13	0-1	.000	0-1	.000	0-0	.000	1	6	7	5.0	2	3	1	0	1	0	4.5	
at Tulsa	11/30/16	*	30	4-6	.667	2-3	.667	1-1	1.000	1	3	4	4.9	1	0	2	0	1	11	5.4	
TEXAS TECH	12/03/16	*	24	2-6	.333	1-3	.333	0-0	.000	1	3	4	4.8	2	0	1	1	0	5	5.4	
BUTLER	12/07/16	*	25	1-4	.250	1-3	.333	1-4	.250	1	2	3	4.6	3	3	1	0	1	4	5.2	
at Missouri State	12/11/16	*	31	2-7	.286	0-2	.000	4-4	1.000	3	1	4	4.5	0	2	1	0	2	8	5.5	
NWST	12/18/16	*	26	3-5	.600	0-2	.000	0-2	.000	1	2	3	4.4	1	1	2	0	2	6	5.5	
ORU	12/21/16	*	29	1-4	.250	0-1	.000	1-4	.250	1	5	6	4.5	0	0	1	1	0	3	5.3	
HOUSTON BAPTIST	12/28/16	*	20	1-4	.250	1-4	.250	0-0	.000	0	4	4	4.5	2	1	1	1	2	3	5.2	
at Ole Miss	01/01/17	*	22	0-1	.000	0-1	.000	0-0	.000	0	2	2	4.3	1	1	4	0	1	0	4.8	
#4 MISSISSIPPI STATE	01/05/17	*	25	2-6	.333	0-2	.000	1-3	.333	2	5	7	4.5	3	0	3	1	1	5	4.8	
LSU	01/08/17		11	1-3	.333	0-1	.000	0-3	.000	1	2	3	4.4	3	0	2	1	0	2	4.6	
at Texas A&M	01/12/17		20	0-6	.000	0-2	.000	0-0	.000	2	0	2	4.2	2	0	0	0	0	0	4.4	
at Alabama	01/15/17	*	25	0-4	.000	0-3	.000	0-0	.000	1	6	7	4.4	3	2	2	0	1	0	4.1	
VANDERBILT	01/19/17		12	2-6	.333	0-3	.000	0-0	.000	1	1	2	4.3	0	0	2	0	0	4	4.1	
MISSOURI	01/23/17		13	1-2	.500	1-2	.500	2-2	1.000	1	3	4	4.3	2	1	2	1	2	5	4.2	
at LSU	01/29/17	*	14	3-4	.750	1-1	1.000	0-0	.000	2	2	4	4.2	0	0	3	3	0	7	4.3	
UGA	02/02/17	*	24	2-8	.250	1-5	.200	0-0	.000	1	3	4	4.2	2	0	0	0	0	5	4.3	
#4 SOUTH CAROLINA	02/05/17	*	22	1-4	.250	1-4	.250	4-4	1.000	0	2	2	4.1	1	0	0	0	0	7	4.4	
Totals			18	497	35-106	.330	15-61	.246	17-33	.515	26	69	95	4.1	35	23	33	9	18	102	4.4

Games played: 23
Minutes/game: 21.6
Points/game: 4.4
FG Pct: 33.0
3FG Pct: 24.6
FT Pct: 51.5

Rebounds/game: 4.1
Assists/game: 1.0
Turnovers/game: 1.4
Assist/turnover ratio: 0.7
Steals/game: 0.8
Blocks/game: 0.4

ZIMMERMAN'S CAREER STATISTICS

Season	gp-gs	min/avg	Total		3-Point		F-Throws		Rebounds				Scoring							
			fg-fga	pct	fg-fga	pct	ft-fa	pct	off	def	tot	avg	pf	fo	ast	to	blk	stl	pts	avg
2015-16	20-1	174/8.7	6-48	.125	4-33	.121	7-12	.583	12	9	21	1.1	9	0	4	15	2	4	23	1.2
2016-17	23-18	497/21.6	35-106	.330	15-61	.246	17-33	.515	26	69	95	4.1	35	0	23	33	9	18	102	4.4
TOTAL	43-19	671/15.6	41-154	.266	19-94	.202	24-45	.533	38	78	116	2.7	44	0	27	48	11	22	125	2.9

35

16-17 HIGHS

Points	13 vs. ULM, 11-13-16
FGM	5 vs. HBU, 12-28-16*
FGA	8 vs. South Dakota, 11-17-16*
3PM	0
3PA	0
FTM	7 vs. ULM, 11-13-16
FTA	12 vs. ULM, 11-13-16
OREB	5 vs. HBU, 12-28-16
DREB	8 vs. Memphis, 11-25-16
REB	10 vs. Memphis, 11-25-16
AST	4 vs. Butler, 12-7-16
BLK	4 vs. Tulsa, 11-30-16*
STL	1 vs. LSU, 1-8-17*
MIN	31 vs. LSU, 1-8-17*

*Most Recent

CAREER HIGHS

Points	19, ORU, 12-10-15
FGM	8, ORU, 12-10-15
FGA	10, ORU, 12-10-15
	10, vs. Florida, 1-28-16 OT
FTM	7 vs. ULM, 11-13-16
FTA	12 vs. ULM, 11-13-16
OREB	7, #24 Missouri, 1-17-16
DREB	8 vs. Memphis, 11-25-16
REB	10 vs. Memphis, 11-25-16*
	10, vs. Florida, 1-28-16 OT
AST	4 vs. Butler, 12-7-16
BLK	4 at Tulsa, 11-30-16*
STL	1 vs. LSU, 1-8-17*
	2, at Auburn, 1-24-16 OT
MIN	33, ORU, 12-10-15
	39, at Auburn, 1-24-16 OT

*Most Recent

MISCELLANEOUS


	2016-17	Career
10+ Pts	9	16
15+ Pts	-	3
20+ Pts	-	-
10+ Rebs	1	5
15+ Rebs	-	-
Double-Double	1	4
5+ Ast	-	-
Led AR in Pts	2	5
Led AR in Reb	4	9
GP/GS	23/17	53/45

HONORS

- Arkansas Academic Honor Roll (3.0-3.49 GPA) (Spring 2016)
- Nugget Classic All-Tournament Team

NOTES

- Nine games with double digit points
- First double-double of the season with 10 points and 11 rebounds against Memphis
- Selected to the Nugget Classic All-Tournament Team
- Two games with four blocks (SHSU, Tulsa)
- Career-best four assists against Butler



ALECIA COOLEY
C | SR | 6-4 | EVANSTON, ILL.

16-17 GAME BY GAME

Opponent	Date	gs	min	Total		3-Pointers		Free throws		Rebounds				Other				pts	avg		
				fg-fga	pct	3fg-fga	pct	ft-fa	pct	off	def	tot	avg	pf	a	t/o	blk			stl	
SAM HOUSTON STATE	11/11/16	*	26	4-8	.500	0-0	.000	4-6	.667	2	3	5	5.0	0	0	2	4	1	12	12.0	
LA-MONROE	11/13/16	*	18	3-5	.600	0-0	.000	7-12	.583	1	5	6	5.5	1	2	1	1	0	13	12.5	
SOUTH DAKOTA	11/17/16	*	31	5-8	.625	0-0	.000	2-2	1.000	1	2	3	4.7	3	1	2	1	0	12	12.3	
STETSON	11/21/16	*	24	1-3	.333	0-0	.000	5-6	.833	3	6	9	5.8	3	3	4	0	1	7	11.0	
vs Memphis	11/25/16	*	26	4-6	.667	0-0	.000	2-2	1.000	3	8	11	6.8	1	2	2	0	0	10	10.8	
vs NAVY	11/26/16	*	18	2-4	.500	0-0	.000	0-0	.000	3	4	7	6.8	0	1	4	0	1	4	9.7	
at Tulsa	11/30/16	*	24	1-6	.167	0-0	.000	2-2	1.000	1	5	6	6.7	0	0	4	0	4	8.9		
TEXAS TECH	12/03/16	*	31	3-11	.273	0-0	.000	0-0	.000	3	4	7	6.8	2	0	3	1	1	6	8.5	
BUTLER	12/07/16	*	16	2-3	.667	0-0	.000	0-0	.000	1	3	4	6.4	1	4	1	1	0	4	8.0	
at Missouri State	12/11/16	*	20	2-5	.400	0-0	.000	0-0	.000	4	1	5	6.3	3	1	2	1	0	4	7.6	
NWST	12/18/16	*	18	1-2	.500	0-0	.000	5-6	.833	1	2	3	6.0	1	0	2	2	0	7	7.5	
ORU	12/21/16	*	20	3-6	.500	0-0	.000	5-5	1.000	2	2	4	5.8	0	0	1	0	1	11	7.8	
HOUSTON BAPTIST	12/28/16		18	5-7	.714	0-0	.000	0-3	.000	5	3	8	6.0	1	1	1	1	0	10	8.0	
at Ole Miss	01/01/17		15	4-6	.667	0-0	.000	4-6	.667	0	1	1	5.6	2	0	1	1	1	12	8.3	
#4 MISSISSIPPI STATE	01/05/17		25	0-1	.000	0-0	.000	2-2	1.000	2	2	4	5.5	0	1	1	1	0	2	7.9	
LSU	01/08/17	*	31	3-7	.429	0-0	.000	1-2	.500	4	3	7	5.6	2	0	3	2	1	7	7.8	
at Texas A&M	01/12/17	*	20	2-5	.400	0-0	.000	0-0	.000	3	0	3	5.5	1	0	0	0	1	4	7.6	
at Alabama	01/15/17	*	30	2-4	.500	0-0	.000	6-8	.750	2	3	5	5.4	3	0	1	2	0	10	7.7	
VANDERBILT	01/19/17	*	17	1-2	.500	0-0	.000	1-2	.500	0	3	3	5.3	1	0	0	1	0	3	7.5	
MISSOURI	01/23/17	*	22	3-5	.600	0-0	.000	4-6	.667	3	5	8	5.5	0	1	4	0	0	10	7.6	
at LSU	01/29/17		20	2-2	1.000	0-0	.000	1-2	.500	1	5	6	5.5	1	0	1	0	0	5	7.5	
UGA	02/02/17		5	0-0	.000	0-0	.000	0-0	.000	0	0	0	5.2	1	0	0	0	0	0	7.1	
#4 SOUTH CAROLINA	02/05/17		15	3-4	.750	0-0	.000	0-0	.000	2	2	4	5.2	1	0	0	0	0	6	7.1	
Totals			17	490	56-110	.509	0-0	.000	51-72	.708	47	72	119	5.2	28	17	36	23	8	163	7.1

Games played: 23
Minutes/game: 21.3
Points/game: 7.1
FG Pct: 50.9
FT Pct: 70.8

Rebounds/game: 5.2
Assists/game: 0.7
Turnovers/game: 1.6
Assist/turnover ratio: 0.5
Steals/game: 0.3
Blocks/game: 1.0

COOLEY'S CAREER STATISTICS

Season	gp-gs	min/avg	Total		3-Point		F-Throws		Rebounds				Scoring							
			fg-fga	pct	fg-fga	pct	ft-fa	pct	off	def	tot	avg	pf	fo	ast	to	blk	stl	pts	avg
2015-16	30-28	699/23.3	74-148	.500	0-0	.000	48-63	.762	50	95	145	4.8	49	2	16	34	11	11	196	6.5
2016-17	23-17	490/21.3	56-110	.509	0-0	.000	51-72	.708	47	72	119	5.2	28	0	17	36	23	8	163	7.1
TOTAL	53-45	1189/22.4	130-258	.504	0-0	.000	99-135	.733	97	167	264	5.0	77	2	33	70	34	19	359	6.8

THE LAST TIME ...

// UA scored 110+
110, vs. Providence (11/16/98)
// Scored 100 points at home
101, Houston Baptist, 12-28-16
// Scored 100 points on the road
108, Baylor (3-6-91; SWC Tourn., Dallas, Texas)
// Scored 90 points on the road
91, (91-80 Win in 3OT, 2-10-13, at Alabama)
// Scored 70-79 points on the road
72, vs. Binghamton (at New Mexico) (11-30-13)
// Allowed 100 points
100, #3 Connecticut (11-14-1998)
// Allowed 80+ points
90, at Texas A&M, 1-12-17
// Allowed 70-79 points
79 vs. #4 South Carolina, 2-5-17
// Allowed 69-60 points
69, Georgia, 2-2-17
// Held opponent to 59-50 points
53, at LSU, 1-29-17
// Held opponent to 40-49 points
40, Houston Baptist, 12-28-16
// Held opponent to 39-30
36, Northwestern State, 12-18-16
// Held opponent under 45 points three cons. games
45, SHSU (11-8-13, W 81-45);
33 ORU (11-13-13, W 91-33);
45, Furman (11-16-13, W, 74-45)
// Held an SEC opponent under 50 points in 3 cons. games
47, Auburn (1-29-15, W, 52-47); 42, Alabama
(2-1-15, W, 53-42); #24/21 Georgia (2-9-15, W, 54-48)
// Held opponent to 29 points or less
23, Binghamton, 11-30-13
// Scored 90-99 points
91 vs. Memphis, 11-25-16
// Scored 80-89 points
86, Mississippi Valley State (12-28-15)
// Scored 70-79 points
70 vs. Navy, 11-26-16
// Scored 60-69 points
66, Georgia, 2-2-17
// Was held to 50-59
59, Vanderbilt, 1-19-17
// Was held to 49-40
49 vs. #4 South Carolina, 2-5-17
// Was held to 39-20
32, at No. 2 South Carolina (1-3-16)
// Was held to 20 or less
N/A
// Held an opponent under 15 points in a half
13, Northwestern State, 12-18-16
// Won an overtime game
91-80 Win in 3OT, 2-10-13, at Alabama
// Lost an overtime game
Florida (71-66), 1-28-16
// Won a double overtime game
73-72, vs. Florida (1-29-12)
// Lost a double overtime game
N/A
// Won a triple overtime game
91-80 Win in 3OT, 2-10-13, at Alabama
// Played consecutive overtime games
1-24-16 at Auburn (lost); 1-28-16 vs Florida (lost)
// Won a regular season tournament
Nugget Classic (Reno, Nev., Nov. 25-26, 2016)
// Made 30-39 field goals
38, Houston Baptist, 12-28-16
// Made 20-29 field goals
22, Georgia, 2-2-17
// Made 10-19 field goals
18 vs. #4 South Carolina, 2-5-17
// Held opponent under 15 field goals
14, Houston Baptist, 12-28-16

// Made 10 three-point field goals
10, Georgia, 2-2-17
// Did not make a three point basket (began in 1986)
0-10, at Mississippi State (L 44-47), 2-3-13
// Made 30 free throws
38 at Florida (38-54); (2-22-04)
// Made 15+ Free Throws
15, Houston Baptist, 12-28-16
// Shot 40-49 or better from the field
45.0 (27-60) at Alabama, 1-15-17
// Shot 50-59 or better from the field
52.1 (38-73), Houston Baptist, 12-28-16
// Shot 60 percent or better from the field
.600 (36-60) vs. Ole Miss (W, 93-52; 3-3-13)
// Held to less than 40 percent from the field
36/7% (18-49) at LSU, 1-29-17
// Held to less than 30 percent from the field
27.7 (18-65) vs. #4 South Carolina, 2-5-17
// Held to less than 20 percent from the field
.182 (10-55) vs. No. 6/7 Tennessee (1-8-12; L, 38-69)
// Allowed opponent to shoot over 50% from the field
66.0 (35-53), at Texas A&M, 1-12-17
// Held opponent to less than 40% from the field
39.0 (23-59), Missouri, 1-23-17
// Held opponent to less than 30% from the field
29.2 (7-24) at Alabama, 1-15-17
// Held opponent to less than 20% from the field in a single half:
.136 (3-22), First Half, Binghamton, 11-30-13
.200 (5-25), First Half, MVSU, 12-28-13
.200 (5-25), First Half, Grambling State, 12-29-14
// Held opponent under 15% from three-point distance
.143 (2-14) at Tulsa, 11-30-16
// Had 70+ rebounds
74, Mississippi Valley State (11-24-89)
// Had 60-69 rebounds
65, Grambling State, 12-29-14
// Had 50-59 rebounds
51, Houston Baptist, 12-28-16
// Had five or more blocked shots in a game
5, at LSU 1-29-17
// Had 20 or more assists in a game
27, Houston Baptist, 12-28-16
// Had 20 or more steals in a game
20, ORU (11-13-13)
// Had 15 or more steals in a game
18, Oregon, (11-25-12, W 79-67)
// Had 10 or more steals in a game
12, Houston Baptist, 12-28-16
// Had 20 or more turnovers in a game
22, at LSU, 1-29-17
// Forced 20 or more turnovers in a game
21 vs. Butler, 12-7-16
// Forced 25 or more Turnovers in a game
20, at Auburn (1-24-16)
// Defeated a ranked team
77-76, #17/16 Iowa (Las Vegas), 12-18-14
54-48, #24/21 Georgia, 2-9-15
57-55, No. 22/25 Northwestern, 3/20/15
67-61, No. 13 Texas A&M, 1-7-16
64-59, No. 13 Tennessee, 1-14-16
64-52, No. 24 Missouri, 1-17-16
// Defeated a ranked team on the road
57-53, at #19/18 LSU, 2-23-14
77-76, #17/16 Iowa (Las Vegas), 12-18-14
// All-time SEC win streak
8 games (1-15-12: Auburn through 2-15-12: at Auburn)
// All-time SEC home win streak
5 games (1-15-12: Auburn through 2-9-12: S. Carolina)

THE LAST TIME A RAZORBACK PLAYER ...

// Scored 20-24 points
20, Aaliyah Wilson, at Texas A&M, 1-12-17
// Scored 25-29 points
26, Jessica Jackson vs. Georgia, 2-2-17
// Scored 30+ points
34, Jessica Jackson, Houston Baptist, 12-28-16
// Scored 20+ points seven times in a season
Jessica Jackson, 2013-14 (22 vs. MTSU, 22 at Missouri, 23 at Florida, 24 at Georgia, 31 vs. Ole Miss, 23 at Kentucky, 25 at LSU)
// Scored 20+ points eight times in a season
Jessica Jackson, 2015-16 (20 vs. SHSU; 24 at SDSU; 29 vs. Tulsa, 22 vs. La.; 22 vs. No. 5 Texas; 20 at No. 5 MSU; 25 vs. #13 Tennessee; 25 vs. Alabama; 20)
// Double figures in 15 consecutive games (Season)
Jessica Jackson, 11/11/16-; LSU 1-8-17
// Scored 23+ points in three consecutive games
Jessica Jackson (24 at Georgia 1-16-14, 31 vs. Ole Miss 1-19-14, 23 at Kentucky 1-26-14)
// Three players scored double figures in 1 game
at Texas A&M, 1-12-17 (Monk, Wilson, Swenson)
// Four players scored double figures in 1 game
at Ole Miss, 1-1-2017 (Jackson, Swenson, Mason, Cooley)
// Four players scored doubles figures in a game for 4 consecutive games
12-6-12 - 12-21-12; vs. Kansas, Furman, MVSU, and NSU
// Five players scored double figures in 1 game
at Alabama, 1-15-17 (Monk, Mason, Cosper, Cooley, Swenson)
// Made 10+ field goals in a game
12, Jessica Jackson, Houston Baptist, 12-28-16
// Attempted 15-20 field goals in a game
15, Aaliyah Wilson, at Texas A&M, 1-12-17
// Attempted 20+ field goals in a game
23, Jessica Jackson vs. Georgia, 2-2-17
// Attempted 10 free throws in a game
16, Jessica Jackson vs. Georgia, 2-2-17
// Made 5 or more three-pointers in a game
5, Jessica Jackson at #19/18 LSU, 2-23-14
// Attempted 10+ three-pointers in a game
11, Bria Pitts at #19/18 LSU, 2-23-14
// Had 10-14 rebounds
10, Jessica Jackson, at Ole Miss, 1-1-2017
// Had 15+ rebounds
20, Melissa Wolff, New Orleans, 1-30-15
// Had 10 offensive rebounds - Records go back to 05-06
11, Melissa Wolff vs. New Orleans (1-30-15)
// Had 10 defensive rebounds - Records go back to 05-06
11, Jessica Jackson, LSU (2/22/15)
// Had 10+ assists
10, Jaielyn Mason, at Ole Miss, 1-1-2017
// Had 10+ assists in consecutive games
Jaielyn Mason (11 vs. HBU, 12-28-16 and 10 at Ole Miss, 1-1-17)
Calli Berna (11 vs. No. 10/8 KY 2/7/13 and 11 at UA 2/10/13)
// Had 5+ blocks in a game
(3x) 5, Jessica Jackson (vs. ORU, 11-13-13); (No. 25 Vanderbilt, 2-20-14); (at Tulsa, 12-14-14)
// Had 10 or more blocks in a game
9, Robyn Irwin vs. SMSU, 12-19-88 (school record)
// Had 5 or more steals in a game
5, Brianna Freeman vs. South Dakota (12-16)
// Had a double-double
10/10 asst, Jaielyn Mason, at Ole Miss, 1-1-2017
11/10, Jessica Jackson, at Ole Miss, 1-1-2017
// Had a double-double in two straight games
2016-17, Jessica Jackson 43/10 vs. HBU, 12-28-16 and 11/10 at Ole Miss, 1-1-17
2016-17, Jaielyn Mason, 10/11 vs. HBU, 12-28-16 and 10/10 at Ole Miss, 1-1-17

2015-16, Jessica Jackson 13/10 vs. SE Louisiana, 11-13-15; 20/13 vs. SHSU, 11-15-15
// Had two players record a double-double
10/10 asst, Jaielyn Mason, at Ole Miss, 1-1-17
10/11, Jessica Jackson, at Ole Miss, 1-1-17
// Had six double-doubles in a season
Melissa Wolff, 2014-15 (Nicholls, Savannah State, Richmond, Grambling State, Tennessee, Northwestern)
// Had 10+ double-doubles in a season
2006-07, Lauren Ervin (14)
// Had a triple-double
14 pts, 13 reb, 12 asts, C'eira Ricketts vs. Auburn (1-18-2009)

16-17 BOX SCORES



Arkansas 71 - Sam Houston State 39 | Nov. 11, 2016 | Fayetteville, Arkansas

Sam Houston State 39 • 0-1

#	Player	Total			3-Ptr			Rebounds			PF	TP	A	T	Blk	Stl	Min
		FG-FGA	FT-FTA	Reb Tot	FG-FGA	FT-FTA	Off	Def	Def Tot								
35	COOPER, ASHLEIGH	f	0-5	0-1	0-0	1	4	5	3	0	1	3	0	0	1	17	
22	MCCANTS, JASMINE	c	4-7	0-0	3-4	3	1	4	5	11	0	5	1	0	1	19	
01	ORAMAS, JENNIFER	g	1-8	0-6	0-0	1	1	2	1	2	2	6	0	0	3	31	
05	DAY, MORGHEN	g	1-6	1-3	2-2	0	1	1	2	5	1	1	0	0	36		
34	HARRELL, RACHEL	g	3-7	3-5	0-0	1	7	8	3	9	2	1	0	2	36		
10	DELANEY, ANGELA	g	3-6	0-2	0-0	3	4	7	1	6	1	4	0	2	24		
12	NWOSAH, ANN	g	1-3	0-0	0-0	2	1	3	0	2	0	1	0	0	6		
21	HARSTON, TIA	g	0-6	0-0	0-0	1	0	1	1	0	0	2	0	0	13		
15	BAXTER, LYDIA	g	0-2	0-0	2-2	1	4	5	1	2	0	1	1	0	12		
23	SOLOMON-POWELL, E.	g	0-0	0-0	0-0	0	0	0	0	0	0	1	0	0	0+		
30	BORDEN, CHELSEY	g	0-0	0-0	0-0	0	0	0	0	0	0	0	0	0	2		
42	MCKINNEY, KIERA	g	1-2	0-0	0-0	0	0	0	1	2	0	0	0	0	4		
Team			14-52	4-21	7-8	13	25	38	18	39	7	27	2	4	200		
Totals			14-52	4-21	7-8	13	25	38	18	39	7	27	2	4	200		

1st FG %:	3-12	25.0%	2nd:	3-14	21.4%	3rd:	2-12	16.7%	4th:	6-14	42.9%	Game:	14-52	26.9%	Deadball	
3FG %:	0-4	0.0%		0-4	0.0%		2-7	28.6%		2-6	33.3%		4-21	19.0%	Rebounds	
FT %:	0-0	0.0%		2-2	100.0%		4-4	100.0%		1-2	50.0%		7-8	87.5%		0

ARKANSAS 71 • 1-0

#	Player	Total			3-Ptr			Rebounds			PF	TP	A	T	Blk	Stl	Min
		FG-FGA	FT-FTA	Reb Tot	FG-FGA	FT-FTA	Off	Def	Def Tot								
00	JACKSON, Jessica	f	6-14	3-4	5-7	3	5	8	3	20	4	0	1	0	2	27	
22	ZIMMERMAN, Bailey	f	3-6	2-5	1-2	2	3	5	1	9	3	1	0	1	32		
35	COOLEY, Alecia	c	4-8	0-0	4-6	2	3	5	0	12	0	2	4	1	26		
03	MONK, Malica	g	5-7	0-0	2-2	0	2	2	2	12	3	1	0	2	27		
14	MASON, Jaily	g	2-9	1-2	0-0	0	4	4	1	5	5	2	0	3	36		
04	SWENSON, Keiryn	g	2-6	1-3	0-0	0	5	5	3	5	1	2	0	1	23		
10	WILLIAMS, Kiara	g	0-1	0-0	0-0	0	1	1	0	0	0	1	0	1	5		
12	FREEMAN, Briunna	g	2-3	0-0	2-2	2	1	3	2	6	0	0	0	1	9		
20	STOUT, Sydney	g	0-0	0-0	0-0	0	0	0	0	0	0	0	0	0	3		
24	DANBERRY, Jordan	g	0-1	0-0	2-4	1	0	1	2	2	0	2	0	0	12		
Team			24-55	7-14	16-23	10	25	35	14	71	16	11	5	10	200		
Totals			24-55	7-14	16-23	10	25	35	14	71	16	11	5	10	200		

1st FG %:	9-15	60.0%	2nd:	4-15	26.7%	3rd:	4-11	36.4%	4th:	7-14	50.0%	Game:	24-55	43.6%	Deadball	
3FG %:	2-5	40.0%		1-2	50.0%		2-3	66.7%		2-4	50.0%		7-14	50.0%	Rebounds	
FT %:	5-9	55.6%		0-0	0.0%		5-6	83.3%		6-8	75.0%		16-23	69.6%		3,1

Officials: Brian Hall, Meadow Overstreet, Eric Baker
 Technical fouls: Sam Houston State-None. ARKANSAS-None.
 Attendance: 4330
 Elementary Day
 Estimated Actual Attendance: 4,277
 Fouled out: SHSU #22, McCants (6:33 4Q)

Score by periods	1st	2nd	3rd	4th	Total
Sam Houston State	6	8	10	15	39
ARKANSAS	25	9	15	22	71

Last FG - SHSU 4th-01:41, AR 4th-00:56.
 Largest lead - SHSU None, AR by 35 4th-03:01.
 SHSU led for 00:00. AR led for 39:41. Game was tied for 00:17.

Arkansas 92 - Louisiana Monroe 46 | Nov. 13, 2016 | Fayetteville, Arkansas

La-Monroe 46 • 1-1

#	Player	Total			3-Ptr			Rebounds			PF	TP	A	T	Blk	Stl	Min
		FG-FGA	FT-FTA	Reb Tot	FG-FGA	FT-FTA	Off	Def	Def Tot								
34	CORTEZ, GABRIELLA	f	1-11	1-6	0-0	2	1	3	1	3	1	2	0	1	24		
25	RATLIFF, STEPHANIE	c	3-8	0-0	0-0	7	3	10	4	6	0	0	4	1	20		
01	COLLINS, ALEXIS	g	3-8	0-1	4-4	0	3	3	2	10	3	3	0	0	29		
10	MARKER, LAUREN	g	1-11	1-6	1-2	1	0	1	1	4	0	0	0	0	28		
23	MOODY, CARISSA	g	0-7	0-4	0-0	1	4	5	2	0	0	4	0	0	23		
14	JACKSON, ANDREANNA	g	4-16	0-1	1-3	2	3	5	2	9	0	5	0	0	21		
20	OESTRICH, LOGAN	g	1-3	0-1	2-2	3	4	7	3	4	0	1	0	1	23		
24	BRIGGS, TANISHA	g	0-0	0-0	0-0	0	0	0	0	0	0	0	0	0	2		
35	ARCHER, LONDON	g	1-2	0-0	3-4	1	0	1	5	5	1	0	0	0	17		
41	ANDERSON, DANI	g	1-2	0-0	3-4	2	1	3	2	5	1	0	0	0	13		
Team			15-68	2-19	14-19	20	23	43	23	46	5	17	4	3	200		
Totals			15-68	2-19	14-19	20	23	43	23	46	5	17	4	3	200		

1st FG %:	5-20	25.0%	2nd:	4-19	21.1%	3rd:	3-13	23.1%	4th:	3-16	18.8%	Game:	15-68	22.1%	Deadball	
3FG %:	0-6	0.0%		1-8	12.5%		0-2	0.0%		1-3	33.3%		2-19	10.5%	Rebounds	
FT %:	0-0	0.0%		1-2	50.0%		9-11	81.8%		4-6	66.7%		14-19	73.7%		5

ARKANSAS 92 • 2-0

#	Player	Total			3-Ptr			Rebounds			PF	TP	A	T	Blk	Stl	Min
		FG-FGA	FT-FTA	Reb Tot	FG-FGA	FT-FTA	Off	Def	Def Tot								
00	JACKSON, Jessica	f	5-14	3-5	0-0	2	4	6	2	13	0	2	0	2	23		
22	ZIMMERMAN, Bailey	f	1-7	0-3	1-2	2	5	7	0	3	2	0	0	1	18		
35	COOLEY, Alecia	c	3-5	0-0	7-12	1	5	6	1	13	2	1	1	0	18		
03	MONK, Malica	g	2-3	0-0	5-6	3	2	5	1	9	2	1	1	3	25		
14	MASON, Jaily	g	2-4	0-1	0-0	0	0	0	4	4	2	1	0	0	18		
04	SWENSON, Keiryn	g	5-7	2-3	1-1	2	4	6	0	13	1	0	1	1	23		
10	WILLIAMS, Kiara	g	4-6	0-0	1-4	2	3	5	4	9	0	0	0	0	14		
12	FREEMAN, Briunna	g	5-7	0-0	2-2	3	1	4	3	12	1	1	0	1	22		
20	STOUT, Sydney	g	0-2	0-2	0-0	0	0	0	0	0	0	0	0	0	6		
21	COSPER, Devin	g	2-5	0-2	2-2	0	1	1	0	6	5	0	1	4	18		
24	DANBERRY, Jordan	g	3-5	2-2	2-2	0	4	4	1	10	1	2	0	0	15		
Team			32-65	7-18	21-31	16	31	47	17	92	16	8	5	12	200		
Totals			32-65	7-18	21-31	16	31	47	17	92	16	8	5	12	200		

1st FG %:	9-18	50.0%	2nd:	5-13	38.5%	3rd:	10-16	68.8%	4th:	7-18	38.9%	Game:	32-65	49.2%	Deadball	
3FG %:	1-3	33.3%		3-4	75.0%		1-7	14.3%		7-18	38.9%		21-31	67.7%	Rebounds	
FT %:	3-5	60.0%		0-0	0.0%		10-14	71.4%		1-4	25.0%		16-23	69.6%		4,2

Officials: Bryan Enterline, Carla Fountain, Douglas Knight
 Technical fouls: La-Monroe-None. ARKANSAS-None.
 Attendance: 3156
 Estimated Actual Attendance: 2,257
 Fouled out: ULM: #35 Archer at 5:07 Q4

Score by periods	1st	2nd	3rd	4th	Total
La-Monroe	10	10	15	11	46
ARKANSAS	22	20	34	16	92

Last FG - ULM 4th-04:41, AR 4th-02:33.
 Largest lead - ULM by 2 1st-09:13, AR by 48 4th-02:33.
 ULM led for 00:20. AR led for 37:04. Game was tied for 02:36.

Arkansas 70 - South Dakota 67 | Nov. 17, 2016 | Fayetteville, Arkansas

South Dakota 67 • 3-1

#	Player	Total			3-Ptr			Rebounds			PF	TP	A	T	Blk	Stl	Min
		FG-FGA	FT-FTA	Reb Tot	FG-FGA	FT-FTA	Off	Def	Def Tot								
22	ARENS, BRIDGET	f	0-2	0-0	0-0	0	4	4	3	0	1	0	1	0	22		
44	FOGG, ABIGAIL	c	6-8	2-3	0-0	0	4	4	3	14	0	5	2	0	30		
10	ARENS, ALLISON	g	7-11	3-4	3-4	1	1	2	4	20	4	6	0	0	39		
12	BRADLEY, JAYCEE	g	3-5	1-3	2-2	0	2	2	2	9	1	3	0	0	30		
24	DUFFY, CIARA	g	6-12	4-7	1-2	0	3	3	17	4	1	0	1	33			
02	SEVERYN, KAITLYN	g	0-0	0-0	0-0	0	2	2	3	0	1	0	0	0	9		
15	FREDERICK, TAYLOR	g	0-2	0-2	0-0	2	0	2	0	2	1						

16-17 BOX SCORES



Arkansas 91 - Memphis 61 | Nov. 25, 2016 | Reno, Nevada

Arkansas 70 - Navy 67 | Nov. 26, 2016 | Reno, Nevada

Memphis 61 • 2-3

#	Player	Total			3-Ptr			Rebounds			PF	TP	A	T	Blk	Stl	Min
		FG	FGA	FT	FTA	FG	FGA	FT	FTA	Off							
03	WILLIAMS, Taylor	* 3	7	0-0	5-5	0	0	2	11	4	1	0	0	0	22		
05	ELMORE, Brea	* 5	10	0-1	4-5	2	0	2	14	0	5	1	4	30			
10	CREIGHTON, Cheyenne	* 6	9	1-1	2-5	0	1	1	2	15	1	0	1	24			
15	BARNES, Taylor	* 1	10	1-4	0-0	0	4	4	2	3	3	0	3	25			
25	PORTER, Brianna	* 2	5	0-0	2-4	3	2	5	2	6	0	1	0	27			
02	MORRIS, Loysha	* 1	4	0-0	1-2	0	1	1	1	3	0	2	0	17			
04	MILLER, Damonique	* 1	3	0-0	5-6	0	0	0	1	7	0	0	0	24			
44	BAJIC, Milena	* 1	5	0-1	0-0	0	4	4	1	2	2	0	0	31			
Team						1	0	1									
Totals			20-53	2-7	19-27	6	12	18	12	61	10	14	2	15	200		
1st - FG %:		3-14	21.4%	2nd:	4-13	30.8%	3rd:	8-14	57.1%	4th:	5-12	41.7%	Game:	20-53	37.7%	Deadball	
3FG %:		0-2	0.0%	1-2	50.0%	0-1	0.0%	1-2	50.0%	2-7	28.6%	Rebounds					
FT %:		5-6	83.3%	1-4	25.0%	7-7	100.0%	6-10	60.0%	19-27	70.4%	3					

ARKANSAS 91 • 5-0

#	Player	Total			3-Ptr			Rebounds			PF	TP	A	T	Blk	Stl	Min
		FG	FGA	FT	FTA	FG	FGA	FT	FTA	Off							
00	JACKSON, Jessica	f 5	9	0-2	2-2	3	3	6	2	12	1	2	1	0	23		
35	COOLEY, Alecia	f 4	6	0-0	2-2	3	8	11	1	10	2	2	0	0	26		
03	MONK, Malica	g 5	7	0-1	3-4	2	1	3	1	13	7	2	0	0	21		
14	MASON, Jaielyn	g 4	7	1-1	0-0	1	3	4	3	9	2	3	0	0	25		
22	ZIMMERMAN, Bailey	g 1	4	1-4	0-0	0	3	3	2	3	2	2	0	2	22		
02	WILSON, Aaliyah	g 4	9	2-4	0-0	1	2	3	10	4	3	0	0	20			
04	SWENSON, Keirynt	g 4	7	1-2	1-1	1	1	2	1	10	1	0	0	0	20		
10	WILLIAMS, Kiara	g 3	4	0-0	0-0	2	4	6	2	6	0	0	0	0	8		
20	STOUT, Sydney	g 1	1	1-1	0-0	0	1	2	3	0	0	0	0	0	4		
21	COSPER, Devin	g 4	7	0-3	0-0	0	2	2	4	8	2	1	0	0	17		
24	DANBERRY, Jordan	g 2	6	0-0	3-3	6	0	6	1	7	1	4	0	1	14		
Team						0	0	0									
Totals			37-67	6-18	11-12	19	28	47	22	91	22	19	1	7	200		
1st - FG %:		10-21	47.6%	2nd:	8-15	53.3%	3rd:	9-16	56.3%	4th:	10-15	66.7%	Game:	37-67	55.2%	Deadball	
3FG %:		2-7	28.6%	1-5	20.0%	1-4	25.0%	2-2	100.0%	6-18	33.3%	Rebounds					
FT %:		2-2	100.0%	5-5	100.0%	3-3	100.0%	1-2	50.0%	11-12	91.7%	0,4					

Officials: Michael Price, Scott Osborne, Katie Ressie
 Technical fouls: Memphis-None. ARKANSAS-None.
 Attendance: 1662

Score by periods	1st	2nd	3rd	4th	Total
Memphis	11	10	23	17	61
ARKANSAS	24	22	22	23	91

Points	In	Off	2nd	Fast	Bench
MEM	Paint	T/O	Chance	Break	
AR	24	30	9	4	12
AR	42	19	22	12	44

Last FG - MEM 4th-00:04, AR 4th-00:30.
 Largest lead - MEM by 2 1st-09:27, AR by 32 4th-01:13.
 MEM led for 00:25. AR led for 38:15. Game was tied for 01:20.

Score tied - 1 time.
 Lead changed - 1 time.

NAVY 67 • 3-3

#	Player	Total			3-Ptr			Rebounds			PF	TP	A	T	Blk	Stl	Min
		FG	FGA	FT	FTA	FG	FGA	FT	FTA	Off							
10	Jaunich, Laurel	f 2	5	0-0	0-0	0	1	1	3	4	0	0	1	1	24		
01	Dunham, Taylor	g 6	12	2-6	2-4	1	1	2	3	16	5	5	0	1	35		
05	Condie, Sarita	g 8	14	1-4	1-1	0	1	1	18	2	0	0	0	26			
13	Fenske, Hannah	g 3	7	1-4	0-3	1	4	5	0	7	3	3	0	0	20		
21	Swett, Justice	g 1	5	1-2	0-0	4	1	5	0	3	1	0	0	0	29		
11	Clark, Kaila	g 0	2	0-0	0-0	1	0	1	1	0	1	0	0	0	15		
15	Rocher, Bianca	g 2	4	0-0	3-4	0	0	0	1	7	0	0	0	0	18		
23	Sanders, Molly	g 0	5	0-3	0-0	1	2	3	2	0	1	2	0	0	9		
25	Kennedy, Ashanti	g 5	10	0-1	2-2	1	3	4	3	12	1	2	0	0	24		
Team						4	0	4									
Totals			27-64	5-20	8-14	13	13	26	14	67	14	13	1	12	200		
1st - FG %:		6-15	40.0%	2nd:	8-17	47.1%	3rd:	5-14	35.7%	4th:	8-18	44.4%	Game:	27-64	42.2%	Deadball	
3FG %:		2-5	40.0%	2-4	50.0%	1-5	20.0%	0-6	0.0%	5-20	25.0%	Rebounds					
FT %:		0-0	0.0%	2-3	66.7%	2-2	100.0%	4-9	44.4%	8-14	57.1%	2,2					

ARKANSAS 70 • 6-0

#	Player	Total			3-Ptr			Rebounds			PF	TP	A	T	Blk	Stl	Min
		FG	FGA	FT	FTA	FG	FGA	FT	FTA	Off							
00	JACKSON, Jessica	f 6	15	1-4	4-6	2	0	2	2	17	2	4	0	0	28		
22	ZIMMERMAN, Bailey	f 0	1	0-1	0-0	1	6	7	2	0	3	1	0	0	13		
35	COOLEY, Alecia	c 2	4	0-0	0-0	3	4	7	0	4	1	4	0	1	18		
03	MONK, Malica	g 2	2	0-0	0-0	0	0	0	5	4	1	2	0	0	22		
14	MASON, Jaielyn	g 4	7	1-2	0-0	0	5	5	4	9	5	1	0	0	28		
02	WILSON, Aaliyah	g 1	4	1-3	2-2	2	2	4	0	5	4	4	1	2	23		
04	SWENSON, Keirynt	g 7	12	2-3	0-0	1	2	3	1	16	0	0	1	1	34		
12	FREEMAN, Briunna	g 5	5	0-0	3-4	1	3	4	1	13	0	2	1	1	14		
21	COSPER, Devin	g 1	4	0-2	0-0	0	2	2	0	2	3	0	0	0	15		
24	DANBERRY, Jordan	g 0	0	0-0	0-0	0	3	3	1	0	2	0	0	0	5		
Team						2	0	2									
Totals			28-54	5-15	9-12	12	27	39	16	70	19	21	3	8	200		
1st - FG %:		10-18	55.6%	2nd:	9-14	64.3%	3rd:	5-11	45.5%	4th:	4-11	36.4%	Game:	28-54	51.9%	Deadball	
3FG %:		1-4	25.0%	2-4	50.0%	1-3	33.3%	1-4	25.0%	5-15	33.3%	Rebounds					
FT %:		1-2	50.0%	0-0	0.0%	3-4	75.0%	5-6	83.3%	9-12	75.0%	2,1					

Officials: Peter Contreras, Katie Ressie, Scott Frueling
 Technical fouls: NAVY-None. ARKANSAS-None.
 Attendance: 838

Score by periods	1st	2nd	3rd	4th	Total
NAVY	14	20	13	20	67
ARKANSAS	22	20	14	14	70

Points	In	Off	2nd	Fast	Bench
NAVY	Paint	T/O	Chance	Break	
AR	32	19	6	8	19
AR	32	8	12	10	36

Last FG - NAVY 4th-01:51, AR 4th-02:43.
 Largest lead - NAVY by 2 1st-07:02, AR by 12 2nd-02:50.
 NAVY led for 02:45. AR led for 35:50. Game was tied for 00:52.

Score tied - 0 times.
 Lead changed - 8 times.

Arkansas 57 - Tulsa 50 | Nov. 30, 2016 | Tulsa, Oklahoma

Arkansas 66 - Texas Tech 60 | Dec. 3, 2016 | Fayetteville, Arkansas

ARKANSAS 57 • 7-0

#	Player	Total			3-Ptr			Rebounds			PF	TP	A	T	Blk	Stl	Min
		FG	FGA	FT	FTA	FG	FGA	FT	FTA	Off							
00	JACKSON, Jessica	f 9	17	2-6	2-2	3	6	9	2	22	0	2	1	0	36		
22	ZIMMERMAN, Bailey	f 4	6	2-3	1-1	1	3	4	1	11	0	2	0	1	30		
35	COOLEY, Alecia	c 1	6	0-0	2-2	1	5	6	0	4	0	0	4	0	24		
03	MONK, Malica	g 2	6	0-0	2-2	0	4	4	3	6	4	2	0	1	34		
14	MASON, Jaielyn	g 4	8	0-0	0-0	1	5	6	3	8	2	2	0	0	26		
02	WILSON, Aaliyah	g 1	6	0-4	0-0	1	5	6	3	2	0	2	0	0	18		
04	SWENSON, Keirynt	g 0	2	0-2	0-0	0	2	2	0	0	0	0	0	0	12		
10	WILLIAMS, Kiara	g 1	2	0-0	1-2	1	2	3	0	3	0	0	0	0	8		
12	FREEMAN, Briunna	g 0	1	0-0	0-2	1	0	1	0	0	0	1	0	0	3		
21	COSPER, Devin	g 0	3	0-1	1-2	1	1	2	1	1	0	1	0	0	9		
Team						0	5	5									
Totals			22														

16-17 BOX SCORES



Arkansas 68 - Butler 50 | Dec. 7, 2016 | Fayetteville, Arkansas

Butler 50 • 2-7

#	Player	Total			3-Ptr			Rebounds			PF	TP	A	T	Blk	Stl	Min
		FG	FGA	FT	FTA	FG	FGA	FT	FTA	Off							
23	BREY, SHAE	f	1-4	0-1	0-0	0	1	1	2	2	3	1	0	0	18		
34	SCHICKEL, TORI	f	7-11	0-0	2-4	4	3	7	4	16	1	3	0	5	30		
22	BAILEY, ALEXA	g	0-2	0-1	0-0	0	3	3	1	0	2	0	0	26			
24	SPOLYAR, KRISTEN	g	3-9	1-1	1-2	0	1	1	3	8	3	2	1	25			
30	SHELTON, SYDNEY	g	0-3	0-0	0-0	0	2	2	4	0	1	3	0	23			
02	HODGES, KAELA	g	0-1	0-0	0-0	0	0	0	1	0	0	0	0	10			
03	WARD, BRITTANY	g	3-6	0-1	1-2	1	0	1	2	7	1	4	1	0	19		
04	BUFORD, TAYLOR	g	3-5	3-4	2-4	1	2	3	1	11	1	1	1	2	19		
11	WEAVER, MICHELLE	g	2-6	0-1	2-3	0	4	4	1	6	1	2	0	3	30		
14	HUMPHREY, SARAH	g	0-0	0-0	0-0	0	0	0	0	0	0	0	0	0	0+		
Team						1	0	1				1					
Totals			19-47	4-9	8-15	7	16	23	19	50	11	21	4	14	200		

ARKANSAS 68 • 9-0

#	Player	Total			3-Ptr			Rebounds			PF	TP	A	T	Blk	Stl	Min
		FG	FGA	FT	FTA	FG	FGA	FT	FTA	Off							
00	JACKSON, Jessica	f	5-11	1-3	8-10	5	4	9	2	19	1	5	1	3	30		
22	ZIMMERMAN, Bailey	f	1-4	1-3	1-4	1	2	3	3	4	3	1	0	1	25		
35	COOLEY, Alecia	c	2-3	0-0	0-0	1	3	4	1	4	1	1	0	16			
03	MONK, Malica	g	4-8	0-0	3-4	0	2	2	4	11	5	1	0	35			
14	MASON, Jaiilyn	g	0-4	0-0	0-0	2	4	6	0	5	3	0	1	34			
02	WILSON, Aaliyah	g	0-2	0-2	0-0	0	1	1	2	0	3	0	0	6			
04	SWENSON, Keiryin	g	6-7	3-3	0-0	0	3	3	0	15	0	1	2	1	23		
10	WILLIAMS, Kiara	g	1-1	0-0	0-0	1	2	3	2	2	0	1	0	10			
21	COSPER, Devin	g	5-9	1-1	2-4	0	2	2	0	13	0	3	0	2	21		
Team						1	0	1									
Totals			24-49	6-12	14-22	11	23	34	14	68	18	19	4	10	200		

Officials: Bryan Enterline, Susan Blauch, Jennifer Rezac
 Technical fouls: Butler-None. ARKANSAS-None.
 Attendance: 1017
 Estimated Actual Attendance: 530

Score by periods	1st	2nd	3rd	4th	Total
Butler	8	13	16	13	50
ARKANSAS	19	15	22	12	68

Last FG - BU 4th-03:38, AR 4th-01:52.
 Largest lead - BU None, AR by 21 4th-07:58.
 BU led for 00:00. AR led for 38:48. Game was tied for 01:12.

Points	In Paint	Off T/O	2nd Chance	Fast Break	Bench
BU	26	15	4	6	24
AR	26	21	7	8	30

Missouri State 64 - Arkansas 62 | Dec. 11, 2016 | Springfield, Missouri

ARKANSAS 62 • 9-1

#	Player	Total			3-Ptr			Rebounds			PF	TP	A	T	Blk	Stl	Min
		FG	FGA	FT	FTA	FG	FGA	FT	FTA	Off							
00	JACKSON, Jessica	f	2-9	1-5	6-6	2	7	9	4	11	0	2	0	0	27		
22	ZIMMERMAN, Bailey	f	2-7	0-2	4-4	3	1	4	0	8	2	1	0	2	31		
35	COOLEY, Alecia	c	2-5	0-0	0-0	4	1	5	3	4	1	2	1	0	20		
03	MONK, Malica	g	6-16	1-2	1-4	2	1	3	1	14	2	1	0	1	37		
14	MASON, Jaiilyn	g	0-6	0-1	0-0	1	2	3	2	0	0	0	0	1	22		
04	SWENSON, Keiryin	g	2-3	0-1	1-1	4	1	5	2	5	0	2	2	0	21		
10	WILLIAMS, Kiara	g	1-2	0-0	0-2	1	2	3	1	2	0	0	1	0	12		
21	COSPER, Devin	g	5-17	3-7	5-7	0	4	4	2	18	1	1	0	3	30		
Team						2	2	4									
Totals			20-65	5-18	17-24	19	21	40	15	62	6	10	4	7	200		

Missouri State 64 • 3-6

#	Player	Total			3-Ptr			Rebounds			PF	TP	A	T	Blk	Stl	Min
		FG	FGA	FT	FTA	FG	FGA	FT	FTA	Off							
21	Buckley, Aubrey	f	3-6	1-1	7-9	6	2	8	2	14	1	1	0	1	32		
34	Swartz, Rachel	f	3-6	0-0	0-0	3	7	10	3	6	0	1	3	0	26		
01	Gitzen, Danielle	g	0-3	0-1	0-0	0	3	3	0	0	3	0	0	0	23		
05	Fruendt, Liza	g	9-23	5-9	0-0	0	3	3	1	23	2	3	1	0	39		
22	Willard, Alexa	g	2-4	0-1	1-2	1	6	7	1	5	0	4	2	0	30		
02	Hughes, Lexi	g	4-10	2-7	2-4	0	3	3	3	12	5	2	0	0	29		
03	Polowy, Lee Ann	g	0-1	0-1	0-0	0	0	0	0	0	0	1	0	0	4		
13	Holt, Audrey	g	1-1	0-0	0-0	0	1	1	5	2	1	0	0	0	5		
30	Ealy, Shameka	g	0-2	0-1	2-2	0	1	1	2	2	0	2	1	0	12		
Team						2	1	3									
Totals			22-56	8-21	12-17	12	27	39	17	64	12	15	7	1	200		

Officials: Marty Cook, Marla Gearhart, Marcus Clayton
 Technical fouls: ARKANSAS-None. Missouri State-None.
 Attendance: 3094
 Holt (MSU) fouls out at 3:31 of 2nd half.

Score by periods	1st	2nd	3rd	4th	Total
ARKANSAS	18	15	14	15	62
Missouri State	15	15	22	12	64

Last FG - AR 4th-00:11, MSU 4th-00:01.
 Largest lead - AR by 8 1st-04:53, MSU by 7 3rd-00:45.
 AR led for 19:35. MSU led for 16:45. Game was tied for 03:40.

Points	In Paint	Off T/O	2nd Chance	Fast Break	Bench
AR	22	12	20	4	25
MSU	18	10	8	4	16

Arkansas 65 - Northwestern State 36 | Dec. 18, 2016 | Fayetteville, Arkansas

NWST 36 • 5-4

#	Player	Total			3-Ptr			Rebounds			PF	TP	A	T	Blk	Stl	Min
		FG	FGA	FT	FTA	FG	FGA	FT	FTA	Off							
31	Miller, Victoria	f	1-2	0-0	0-0	1	0	1	4	2	0	2	0	0	9		
32	Brown, Cheyenne	c	1-7	0-0	2-2	5	4	9	2	4	3	0	0	1	24		
05	Thomas, Sami	g	2-8	0-1	0-0	0	1	1	1	4	1	1	0	1	21		
12	Abbound, Shahd	g	4-10	0-1	3-4	0	1	1	0	11	1	0	0	2	28		
30	Attura, Beatrice	g	4-16	2-9	1-2	0	3	3	1	11	0	5	0	2	36		
01	Bell, Gabby	g	0-6	0-2	0-0	1	3	4	0	0	1	3	1	1	19		
15	Johnson, Jasmyn	g	0-0	0-0	0-0	0	0	0	0	0	0	1	0	0	6		
21	Scott, Jocelyn	g	1-2	0-0	0-0	0	1	1	1	2	1	0	0	0	10		
22	Gilliam, Libba	g	0-1	0-0	0-0	0	0	0	2	0	1	2	0	1	12		
23	Jackson, Gabby	g	0-1	0-0	0-0	3	0	3	2	0	0	0	0	0	10		
44	Youngblood, Tia	g	1-3	0-0	0-0	1	1	2	3	2	1	1	0	2	25		
Team						4	2	6									
Totals			14-56	2-13	6-8	15	16	31	16	36	9	19	1	10	200		

ARKANSAS 65 • 10-1

#	Player	Total			3-Ptr			Rebounds			PF	TP	A	T	Blk	Stl	Min
		FG	FGA	FT	FTA	FG	FGA	FT	FTA	Off							
00	JACKSON, Jessica	f	9-15	3-5	2-2	3	3	6	3	23	1	2	0	0	33		
22	ZIMMERMAN, Bailey	f	3-5	0-2	0-2	1	2	3	1	6	1	2	0	2	26		
35	COOLEY, Alecia	c	1-2	0-0	5-6	1	2	3	1	7	0	2	2	0	18		
03	MONK, Malica	g	1-2	0-0	0-0	0	1	1	1	2	2	0	0	1	10		
14	MASON, Jaiilyn	g	3-7	1-3	0-0	2	3	5	0	7	3	4	1	3	36		
02	WILSON, Aaliyah	g	0-4	0-3	0-0	0	3	3	1	0	5	2	0	0	17		
04	SWENSON, Keiryin	g	4-9	1-3	2-2	3	6	9	3	11	2	0	0	0	25		
10	WILLIAMS, Kiara	g	0-2	0-0	0-2	0	1	1	4	0	1	3	1	0	14		
21	COSPER, Devin	g	4-6	1-2	0-0	0	2	2	0	9	3	2	1	1	21		
Team						3	3	6									
Totals			25-52	6-18	9-14	13	26	39	14	65	18	17	5	7	200		

Officials: Denise Brooks, Kevin Pethel, Missy Brooks
 Technical fouls: NWST-None. ARKANSAS-None.
 Attendance: 1025
 Estimated Actual Attendance: 621

Score by periods	1st	2nd	3rd	4th	Total
NWST	7	6	14	9	

16-17 BOX SCORES



Arkansas 101 - Houston Baptist 40 | Dec. 28, 2016 | Fayetteville, Arkansas

Ole Miss 73 - Arkansas 64 | Jan. 1, 2017 | Oxford, Mississippi

Houston Baptist 40 • 2-8

##	Player	Total			3-Ptr			Rebounds			PF	TP	A	T	Blk	Stl	Min
		FG	FGA	FT	FTA	FG	FGA	FT	FTA	Off							
23	CALVER, LAUREN	f	0-3	0-0	0-0	0	0	0	3	0	1	3	0	0	9		
55	COLLINS, KENNEDY	c	0-3	0-1	0-0	0	0	0	1	0	0	1	0	1	11		
03	BYRD, HEIDI	g	3-9	1-3	0-0	0	1	1	3	7	1	1	0	0	30		
12	TAYLOR, SOPHIE	g	2-7	0-1	0-0	1	5	6	0	4	3	1	0	0	26		
14	JOHNSON, AMANDA	g	4-10	2-5	0-0	0	1	1	1	10	1	2	0	1	35		
05	ZDERADICKA, LISA	g	2-8	0-2	0-0	0	2	2	1	4	2	4	0	0	26		
13	JONES, SHANNON	g	0-0	0-0	0-0	0	0	0	0	0	0	1	0	0	4		
24	KOLLMORGEN, TAYLOR	g	2-6	0-1	5-6	4	3	7	4	9	0	4	1	2	23		
33	MOORE, BROOKLYN	g	1-9	0-4	4-4	0	5	5	1	6	0	5	1	1	27		
45	KIRIENKO, VERONIKA	g	0-3	0-0	0-0	1	1	2	0	1	2	0	0	0	9		
Team						2	1	3									
Totals			14-58	3-17	9-10	8	19	27	16	40	9	24	2	5	200		

1st - FG %: 5-17 29.4% 2nd: 2-9 22.2% 3rd: 3-16 18.8% 4th: 4-16 25.0% Game: 14-58 24.1% Deadball Rebounds 1,3
 3FG %: 1-5 20.0% FT %: 2-2 100.0%
 2nd: 0-3 0.0% 3rd: 1-3 33.3% 4th: 1-6 16.7% Game: 3-17 17.6%
 FT %: 7-8 87.5% 0-0 0.0% 0-0 0.0%

ARKANSAS 101 • 11-2

##	Player	Total			3-Ptr			Rebounds			PF	TP	A	T	Blk	Stl	Min
		FG	FGA	FT	FTA	FG	FGA	FT	FTA	Off							
00	JACKSON, Jessica	f	12-16	3-6	7-8	5	5	10	2	34	5	1	2	3	26		
04	SWENSON, Keiryln	f	6-8	3-3	8-9	4	3	7	1	23	1	1	2	1	31		
22	ZIMMERMAN, Bailey	f	1-4	1-4	0-0	0	4	4	2	3	1	1	1	2	20		
14	MASON, Jailyln	g	5-11	0-1	0-0	0	4	4	1	10	11	0	1	4	33		
21	COSPER, Devin	g	2-9	1-1	0-0	0	3	3	1	5	3	2	1	1	28		
02	WILSON, Aaliyah	g	4-13	0-4	0-0	0	5	5	2	8	5	3	2	1	29		
20	STOUT, Sydney	g	3-5	2-4	0-0	0	6	6	1	8	0	2	0	0	15		
35	COOLEY, Alecia	g	5-7	0-0	0-3	5	3	8	1	10	1	1	1	0	18		
Team						1	3	4									
Totals			38-73	10-23	15-20	15	36	51	11	101	27	11	10	12	200		

1st - FG %: 9-21 42.9% 2nd: 13-23 56.5% 3rd: 13-17 76.5% 4th: 3-12 25.0% Game: 38-73 52.1% Deadball Rebounds 3
 3FG %: 3-5 60.0% FT %: 2-6 33.3%
 2nd: 3-9 33.3% 3rd: 3-4 75.0% 4th: 1-5 20.0% Game: 10-23 43.5%
 FT %: 2-6 33.3% 2-3 66.7% 5-5 100.0% 6-6 100.0%

Officials: Eric Brewton, Angelica Suffren, Kylie Galloway
 Technical fouls: Houston Baptist-None. ARKANSAS-None.
 Attendance: 1361
 Estimated Actual Attendance: 904

Score by periods	1st	2nd	3rd	4th	Total
Houston Baptist	13	11	7	9	40
ARKANSAS	23	31	34	13	101

	In	Off	2nd	Fast	Bench
Points	16	6	4	4	19
HBU	40	28	16	11	26

Last FG - HBU 4th-03:47, AR 4th-01:11.
 Largest lead - HBU None, AR by 61 4th-01:11.
 HBU led for 00:00. AR led for 37:51. Game was tied for 02:09.

Score tied - 2 times.
 Lead changed - 0 times.

ARKANSAS 64 • 11-3, 0-1 SEC

##	Player	Total			3-Ptr			Rebounds			PF	TP	A	T	Blk	Stl	Min
		FG	FGA	FT	FTA	FG	FGA	FT	FTA	Off							
00	JACKSON, Jessica	f	3-15	2-8	3-4	2	8	10	1	11	4	2	0	1	38		
04	SWENSON, Keiryln	f	6-13	4-9	3-3	1	3	4	1	19	0	1	1	1	37		
22	ZIMMERMAN, Bailey	f	0-1	0-1	0-0	0	2	2	1	0	1	4	0	1	22		
14	MASON, Jailyln	g	5-11	0-0	0-0	0	5	5	4	10	1	1	1	0	36		
21	COSPER, Devin	g	4-9	0-2	1-1	0	3	3	3	9	2	1	0	2	33		
02	WILSON, Aaliyah	g	1-6	1-3	0-0	0	2	2	3	3	2	3	0	0	19		
35	COOLEY, Alecia	g	4-6	0-0	4-6	0	1	1	2	12	0	1	1	1	15		
Team						3	3	6									
Totals			23-61	7-23	11-14	6	27	33	15	64	19	13	3	6	200		

1st - FG %: 3-15 20.0% 2nd: 6-11 54.5% 3rd: 6-18 33.3% 4th: 8-17 47.1% Game: 23-61 37.7% Deadball Rebounds 2,1
 3FG %: 1-7 14.3% FT %: 1-2 50.0%
 2nd: 1-2 50.0% 3rd: 2-7 28.6% 4th: 2-6 33.3%
 FT %: 1-2 50.0% 5-5 100.0% 1-3 33.3% 4-4 100.0%

Ole Miss 73 • 12-2, 1-0 SEC

##	Player	Total			3-Ptr			Rebounds			PF	TP	A	T	Blk	Stl	Min
		FG	FGA	FT	FTA	FG	FGA	FT	FTA	Off							
11	Joseph, Shequila	f	7-13	1-4	0-0	4	9	13	2	15	2	0	0	4	39		
50	Manuel, Taylor	f	2-5	0-0	2-2	1	5	6	4	6	0	2	1	0	16		
05	Sisk, Erika	g	3-6	0-2	1-2	2	2	4	1	7	10	2	0	1	27		
20	Muhammad, Madinah	g	3-14	2-7	0-0	1	1	2	3	8	3	1	0	0	33		
23	Sessom, Shandricka	g	5-12	1-5	0-0	1	9	10	1	11	3	6	0	0	28		
10	Muhate, Cecilia	g	0-1	0-0	0-0	0	0	0	0	0	0	0	0	0	4		
24	Hart, Bretta	g	1-1	0-0	0-0	0	1	1	0	2	0	0	0	0	3		
25	Alston, Alissa	g	2-6	0-0	2-6	2	1	3	1	6	2	1	0	1	19		
42	Gibson, Shelby	g	5-9	0-1	2-4	3	2	5	3	12	0	2	0	0	18		
44	Lewis, Torri	g	2-5	2-5	0-0	0	1	1	1	6	3	0	0	1	13		
Team						4	1	5									
Totals			30-72	6-24	7-14	18	32	50	16	73	23	14	1	7	200		

1st - FG %: 6-19 31.6% 2nd: 6-17 35.3% 3rd: 12-19 63.2% 4th: 6-17 35.3% Game: 30-72 41.7% Deadball Rebounds 3,1
 3FG %: 0-3 0.0% FT %: 1-2 50.0%
 2nd: 0-6 0.0% 3rd: 2-6 33.3% 4th: 2-6 33.3%
 FT %: 2-3 66.7% 2-3 66.7%

Officials: Bruce Morris, Gina Cross, Wesley Dean
 Technical fouls: ARKANSAS-None. Ole Miss-None.
 Attendance: 1280

Score by periods	1st	2nd	3rd	4th	Total
ARKANSAS	8	18	15	23	64
Ole Miss	13	14	30	16	73

	In	Off	2nd	Fast	Bench
Points	20	7	6	4	15
AR	44	13	16	13	26

Last FG - AR 4th-00:09, OM 4th-01:17.
 Largest lead - AR by 1 1st-06:22, OM by 22 4th-07:25.
 AR led for 01:15. OM led for 37:52. Game was tied for 00:53.

Score tied - 1 time.
 Lead changed - 2 times.

#4 Mississippi State 59 - Arkansas 51 | Jan. 5, 2017 | Fayetteville, Arkansas

LSU 53 - Arkansas 52 | Jan. 8, 2017 | Fayetteville, Arkansas

#4 Mississippi State 59 • 16-0, 2-0 SEC

##	Player	Total			3-Ptr			Rebounds			PF	TP	A	T	Blk	Stl	Min
		FG	FGA	FT	FTA	FG	FGA	FT	FTA	Off							
03	RICHARDSON, BREANN	f	4-5	0-0	0-1	3	3	6	5	8	2	2	0	1	26		
45	OKORIE, CHINWE	c	7-15	0-0	0-0	7	8	15	4	14	0	3	1	1	29		
00	DILLINGHAM, DOMINIQ	g	0-0	0-0	1-2	0	2	2	1	1	3	0	0	0	28		
02	WILLIAM, MORGAN	g	4-10	0-1	7-8	1	5	6	2	15	3	3	0	2	32		
35	VIVIAN, VICTORIA	g	5-19	0-5	3-5	2	5	7	2	13	3	3	0	3	33		
01	SCHAEFFER, BLAIR	g	2-5	2-4	0-0	0	2	2	0	6	1	1	0	0	19		
04	WILLIAMS, AMESHYA	g	0-1	0-0	0-0	0	1	1	0	0	0	0	0	0	3		
10	HOLMES, JAZZMUN	g	0-2	0-1	0-0	0	1	1	0	0	1	1	0	0	14		
13	CHAPEL, KETARA	g	1-4	0-0	0-0	0	1	1	1	2	0	2	0	0	8		
15	MCCOWAN, TEAIRA	g	0-2	0-0	0-0	1	2	3	0	1	0	1	0	0	8		
Team						5	1	6									
Totals			23-63	2-11	11-16	19	31	50	21	59	12	18	2	7	200		

1st - FG %: 9-19 47.4% 2nd: 8-14 57.1% 3rd: 2-14 14.3% 4th: 4-16 25.0% Game: 23-63 36.5% Deadball Rebounds 3,1
 3FG %: 0-2 0.0% FT %: 0-1 0.0%
 2nd: 0-3 0.0% 3rd: 0-2 0.0% 4th: 2-4 50.0% Game: 2-11 18.2%
 FT %: 1-1 100.0% 6-10 60.0% 4-4 100.0% 11-16 68.8%

ARKANSAS 51 • 11-4, 0-2 SEC

##	Player	Total			3-Ptr			Rebounds			PF	TP	A	T	Blk	Stl	Min
		FG	FGA	FT	FTA	FG	FGA	FT	FTA	Off							
00	JACKSON, Jessica	f	4-10	2-5	2-4	1	2	3	4	12	0	5	2	1	23		
04	SWENSON, Keiryln	f	1-8	0-3	0-0	3	4	7	1	2	1	2	1	1	30		
03	MONK, Malica	g	4-12	1-2	8-9	0	2	2	4	17	0	1	2	3	38		
14	MASON, Jailyln	g	3-12	0-0	1-2	0	3	3	5	7	2	2	2	1	35		
2																	

16-17 BOX SCORES



Texas A&M 90 - Arkansas 65 | Jan. 12, 2017 | College Station, Texas

Arkansas 68 - Alabama 50 | Jan. 15, 2017 | Tuscaloosa, Alabama

ARKANSAS 65 • 11-6, 0-4 SEC

#	Player	Total			3-Ptr			Rebounds			PF	TP	A	T	Blk	Stl	Min
		FG	FGA	FT	FTA	Off	Def	Tot	Off	Def							
00	JACKSON, Jessica	* 1-2	0-1	3-4	1	1	2	2	5	2	4	0	3	30			
03	MONK, Malica	* 6-9	2-3	2-2	0	1	1	4	16	2	3	0	1	26			
14	MASON, Jaiilyn	* 3-8	0-1	0-0	0	4	4	2	6	2	1	0	2	29			
21	COSPER, Devin	* 1-6	0-2	0-0	0	2	2	4	2	1	0	0	1	15			
35	COOLEY, Alecia	* 2-5	0-0	0-0	3	0	3	1	4	0	0	0	1	20			
02	WILSON, Aaliyah	* 8-15	4-7	0-0	1	0	1	0	20	1	5	0	1	26			
04	SWENSON, Keiryin	* 3-5	1-3	3-4	2	1	3	0	10	0	1	1	0	25			
20	STOUT, Sydney	* 0-2	0-1	2-4	1	0	1	3	2	0	0	0	0	9			
22	ZIMMERMAN, Bailey	* 0-6	0-2	0-0	2	0	2	2	0	0	0	0	0	20			
Team					1	2	3										
Totals		24-58	7-20	10-14	11	11	22	18	65	8	14	1	9	200			

1st - FG %: 6-13 46.2% 2nd: 6-14 42.9% 3rd: 4-16 25.0% 4th: 8-15 53.3% Game: 24-58 41.4% Deadball
 3FG %: 1-4 25.0% 0-1 0.0% 3-8 37.5% 7-20 35.0% 4-15 26.7% Rebounds
 FT %: 1-2 50.0% 2-2 100.0% 2-2 100.0% 5-8 62.5% 10-14 71.4%

Texas A&M 90 • 13-4, 3-1 SEC

#	Player	Total			3-Ptr			Rebounds			PF	TP	A	T	Blk	Stl	Min
		FG	FGA	FT	FTA	Off	Def	Tot	Off	Def							
00	Khaalila Hillsman	* 11-13	0-0	3-4	1	4	5	1	25	3	2	2	1	30			
05	Anriel Howard	* 4-7	0-0	0-0	2	5	7	3	8	0	0	0	0	17			
11	Curtyce Knox	* 2-3	0-1	5-6	0	4	4	2	9	15	2	0	2	32			
12	Danni Williams	* 8-11	2-4	2-2	0	1	1	2	20	3	2	0	2	33			
21	Jasmine Lumpkin	* 5-7	0-0	1-2	1	3	4	2	11	1	2	1	0	26			
01	Aahliyah Jackson	* 2-3	1-2	0-0	0	1	1	2	5	1	0	0	0	12			
03	Taylor Cooper	* 2-3	2-3	0-0	1	1	2	0	6	1	3	0	1	22			
15	Jasmine Williams	* 0-2	0-0	2-2	0	0	0	1	2	0	0	0	0	8			
20	Alyssa Michalke	* 0-0	0-0	2-2	0	0	0	0	2	0	1	0	0	2			
24	Wainatia Wright	* 1-1	0-0	0-0	1	0	1	2	2	0	0	0	0	9			
25	Rakell Spencer	* 0-3	0-0	0-0	1	1	2	0	0	2	2	1	0	9			
Team					1	4	5										
Totals		35-53	5-10	15-18	8	24	32	15	90	26	14	4	6	200			

1st - FG %: 10-16 62.5% 2nd: 8-13 61.5% 3rd: 10-11 90.9% 4th: 7-13 53.8% Game: 35-53 66.0% Deadball
 3FG %: 1-1 100.0% 1-4 25.0% 1-2 50.0% 2-3 66.7% 5-10 50.0% 4-15 26.7% Rebounds
 FT %: 0-0 0.0% 2-2 100.0% 7-10 70.0% 6-6 100.0% 15-18 83.3%

Officials: Scott Yarbrough, Sue Blauch, Joseph Vasizly
 Technical fouls: ARKANSAS-None. Texas A&M-None.
 Attendance: 3796

Score by periods	1st	2nd	3rd	4th	Total
ARKANSAS	14	14	13	24	65
Texas A&M	21	19	28	22	90

Points	In	Off	2nd	Fast	Bench
AR	Paint	T/O	Chance	Break	
TAMU	46	14	8	2	32
TAMU	46	14	8	6	17

Last FG - AR 4th-00:30, TAMU 4th-01:03.
 Largest lead - AR None, TAMU by 28 4th-05:23.
 AR led for 00:00. TAMU led for 39:22. Game was tied for 00:27.

Score tied - 0 times.
 Lead changed - 0 times.

ARKANSAS 68 • 12-6, 1-4 SEC

#	Player	Total			3-Ptr			Rebounds			PF	TP	A	T	Blk	Stl	Min
		FG	FGA	FT	FTA	Off	Def	Tot	Off	Def							
03	MONK, Malica	* 5-10	0-2	1-1	0	2	2	5	11	4	1	0	1	35			
14	MASON, Jaiilyn	* 7-13	1-2	0-0	0	6	6	3	15	4	3	0	1	31			
21	COSPER, Devin	* 5-14	0-4	0-0	2	2	4	4	10	0	3	0	1	33			
22	ZIMMERMAN, Bailey	* 0-4	0-3	0-0	1	6	7	3	0	2	2	0	1	25			
35	COOLEY, Alecia	* 2-4	0-0	6-8	2	3	5	3	10	0	1	2	0	30			
02	WILSON, Aaliyah	* 1-3	1-2	0-0	0	1	1	0	3	0	0	0	1	10			
04	SWENSON, Keiryin	* 4-9	2-2	2-3	5	4	9	2	12	0	4	0	1	21			
10	WILLIAMS, Kiara	* 3-3	0-0	1-1	2	4	6	3	7	0	4	0	1	15			
Team					2	5	7										
Totals		27-60	4-15	10-13	14	33	47	23	68	10	19	2	7	200			

1st - FG %: 12-16 75.0% 2nd: 5-16 31.3% 3rd: 5-15 33.3% 4th: 5-13 38.5% Game: 27-60 45.0% Deadball
 3FG %: 2-6 33.3% 1-2 50.0% 0-2 0.0% 1-5 20.0% 4-15 26.7% Rebounds
 FT %: 3-4 75.0% 0-0 0.0% 3-3 100.0% 4-6 66.7% 10-13 76.9%

Alabama 50 • 14-4, 2-3 SEC

#	Player	Total			3-Ptr			Rebounds			PF	TP	A	T	Blk	Stl	Min
		FG	FGA	FT	FTA	Off	Def	Tot	Off	Def							
03	Lewis, Jordan	* 0-5	0-4	1-4	0	3	3	0	1	0	1	0	1	0	4	24	
11	Cook, Hannah	* 2-9	1-5	0-0	3	5	8	3	5	0	3	1	0	26			
15	Knight, Meoshonti	* 2-8	2-2	4-6	1	4	5	1	10	3	4	0	1	32			
20	Williams, Ashley	* 3-5	0-0	7-13	4	2	6	1	13	0	1	1	0	25			
23	Wade, Shaquera	* 5-10	1-5	0-0	1	2	4	11	3	1	0	0	29				
00	Stennis, Lakyesha	* 0-1	0-1	0-0	0	0	0	1	0	0	0	0	0	6			
01	Bolton, Quanetria	* 3-7	0-2	0-0	0	1	1	1	6	2	1	0	1	23			
05	da Silva, Alana	* 0-3	0-2	0-0	0	0	0	0	0	1	2	1	1	14			
13	Knight, Coco	* 0-2	0-0	0-2	0	1	1	0	0	0	1	0	0	10			
25	Knight, Ashley	* 2-5	0-0	0-0	1	1	2	2	4	0	0	4	0	11			
Team					1	2	3										
Totals		17-55	4-21	12-25	11	20	31	13	50	10	14	7	7	200			

1st - FG %: 6-13 46.2% 2nd: 1-11 9.1% 3rd: 6-19 31.6% 4th: 4-12 33.3% Game: 17-55 30.9% Deadball
 3FG %: 0-4 0.0% 0-5 0.0% 3-7 42.9% 1-5 20.0% 4-21 19.0% Rebounds
 FT %: 3-5 60.0% 1-6 16.7% 1-2 50.0% 7-12 58.3% 12-25 48.0%

Officials: Brian Hall, Kevin Pethel, Meadow Overstreet
 Technical fouls: ARKANSAS-None. Alabama-None.
 Attendance: 2667

Score by periods	1st	2nd	3rd	4th	Total
ARKANSAS	29	11	13	15	68
Alabama	15	3	16	16	50

Points	In	Off	2nd	Fast	Bench
AR	Paint	T/O	Chance	Break	
UA	28	18	11	16	22
UA	24	10	2	6	10

Last FG - AR 4th-02:01, UA 4th-00:28.
 Largest lead - AR by 26 3rd-05:47, UA by 1 1st-07:44.
 AR led for 37:26. UA led for 00:37. Game was tied for 01:47.

Score tied - 3 times.
 Lead changed - 4 times.

Arkansas 59 - Vanderbilt 56 | Jan. 19, 2017 | Fayetteville, Arkansas

Missouri 60 - Arkansas 46 | Jan. 23, 2017 | Fayetteville, Arkansas

Vanderbilt 56 • 10-9, 0-6 SEC

#	Player	Total			3-Ptr			Rebounds			PF	TP	A	T	Blk	Stl	Min
		FG	FGA	FT	FTA	Off	Def	Tot	Off	Def							
00	OVERBECK, KAYLA	f 1-2	0-1	0-0	1	1	2	5	2	1	2	0	1	15			
02	WEBB, MARQU'ES	f 4-6	0-0	2-5	2	9	11	4	10	0	2	0	0	25			
03	BELL, RACHEL	g 4-11	1-3	2-3	0	0	0	4	11	1	5	0	0	34			
23	SPEARS, MINTA	g 3-6	1-3	0-0	0	3	3	0	7	3	0	0	0	29			
33	REED, CHRISTA	g 4-9	2-4	2-6	1	2	3	12	2	3	0	2	31				
01	DAHLMAN, REBEKAH	* 0-0	0-0	0-0	0	0	0	0	0	0	1	0	0	3			
12	DANCY, MYKA	* 0-0	0-0	0-0	0	0	0	1	0	0	1	0	0	3			
21	WHALEN, ERIN	* 3-7	1-2	2-2	3	2	5	1	9	1	2	1	0	20			
30	CARTER, LEALEA	* 1-4	0-1	0-0	0	0	0	0	2	1	1	0	0	8			
35	CLEMONS-GREEN, KAL	* 0-3	0-0	2-2	0	0	0	0	2	1	0	0	0	13			
41	SEAWRIGHT, MIAYA	* 0-1	0-1	1-2	0	4	4	1	1	0	0	0	2	19			
Team					3	2	5										
Totals		20-49	5-15	11-20	10	23	33	19	56	10	17	1	5	200			

1st - FG %: 7-14 50.0% 2nd: 4-12 33.3% 3rd: 7-16 43.8% 4th: 2-7 28.6% Game: 20-49 40.8% Deadball
 3FG %: 3-6 50.0% 2-3 66.7% 0-4 0.0% 0-2 0.0% 5-15 33.3% 8-21 38.1% Rebounds
 FT %: 3-3 100.0% 2-2 100.0% 2-5 40.0% 4-10 40.0% 11-20 55.0%

ARKANSAS 59 • 13-6, 2-4 SEC

#	Player	Total			3-Ptr			Rebounds			PF	TP	A	T	Blk	Stl	Min
		FG	FGA	FT	FTA	Off	Def	Tot	Off	Def							
04	SWENSON, Keiryin	f 3-4	1-2	1-1	0	4	4	8	1	0	0	0	19				
35	COOLEY, Alecia	c 1-2	0-0	1-2	0	3	3	1	3	1	0	0	17				
03	MONK, Malica	g 3-7	0-1	2-4	1	3	4	3	8	3	2	0	31				
14	MASON,																



00

JESSICA JACKSON
6-3 | F | SR | Jacksonville, Ark.



2

AALIYAH WILSON
5-10 | G/F | FR | Muskogee, Okla.



3

MALICA MONK
5-5 | G | SO | N. Little Rock, Ark.



4

KEIRYN SWENSON
6-1 | G/F | SO | Wichita, Kan.



10

KIARA WILLIAMS
6-1 | F/C | FR | Little Rock, Ark.



14

JAILYN MASON
5-9 | PG | FR | Mason, Ohio




20

SYDNEY STOUT
6-0 | F | FR | Bixby, Okla.



21

DEVIN COSPER
5-10 | G | JR | Coffeyville, Kan.



22

BAILEY ZIMMERMAN
6-0 | G/F | SO | St. Vincent, Ark.



35

ALECIA COOLEY
6-4 | C | SR | Evanston, Ill.



42

YASMEEN RATLIFF
6-5 | C | FR | Alpharetta, Ga.



HC

JIMMY DYKES
Arkansas, 1985 | 3rd Season



AC

TARI CUMMINGS
Oklahoma State, 2003 | 6th Season



AC

TOMMY DEFFEBEAUGH
Drury College, 1985 | 2nd Season



AC

CHENEL HARRIS
Kent State, 2010 | 1st Season